



PARA-EQUESTRIAN DRESSAGE RULES

3rd edition, 1 January 2011
Updates effective 1 January 2016

Printed in Switzerland
Copyright © 2014 Fédération Equestre Internationale
Reproduction strictly reserved

Fédération Equestre Internationale
Chemin de la Joliette 8
1006 Lausanne
Switzerland

t +41 21 310 47 47
f +41 21 310 47 60
e info@fei.org
www.fei.org

Table of Contents

PREAMBLE	4
FEI CODE OF CONDUCT FOR THE WELFARE OF THE HORSE	5
CHAPTER I DRESSAGE	8
ARTICLE 8401 OBJECT AND GENERAL PRINCIPLES OF DRESSAGE	8
ARTICLE 8402 THE HALT	8
ARTICLE 8403 THE WALK	9
ARTICLE 8404 THE TROT	10
ARTICLE 8405 THE CANTER	11
ARTICLE 8406 THE REIN-BACK	13
ARTICLE 8407 THE TRANSITIONS	13
ARTICLE 8408 THE HALF-HALT	13
ARTICLE 8409 THE CHANGES OF DIRECTION	13
ARTICLE 8410 THE FIGURES	14
ARTICLE 8412 THE LATERAL MOVEMENTS	16
ARTICLE 8414 THE PASSAGE	20
ARTICLE 8415 THE PIAFFE	20
ARTICLE 8416 THE COLLECTION	20
ARTICLE 8417 THE SUBMISSION / THE IMPULSION	21
ARTICLE 8418 THE POSITION AND AIDS OF THE ATHLETE	21
CHAPTER II PARA-EQUESTRIAN DRESSAGE EVENTS	22
ARTICLE 8419 OBJECT OF PARA-EQUESTRIAN INTERNATIONAL DRESSAGE EVENTS	22
ARTICLE 8420 CATEGORIES OF PARA-EQUESTRIAN DRESSAGE EVENTS	22
ARTICLE 8422 CONDITIONS OF PARTICIPATION	25
ARTICLE 8423 INVITATIONS AND ENTRIES	27
ARTICLE 8424 DECLARATION OF STARTERS	28
ARTICLE 8425 DRAW FOR THE STARTING ORDER	28
ARTICLE 8426 WEIGHT	30
ARTICLE 8427 DRESS	30
ARTICLE 8428 SADDLERY	31
ARTICLE 8429 ARENA AND EXERCISE AREAS	39
ARTICLE 8430 EXECUTION OF THE TESTS	42
ARTICLE 8431 TIME AND TECHNICAL FAILURE	45
ARTICLE 8432 MARKING	45
ARTICLE 8433 JUDGES' SHEETS	46
ARTICLE 8434 CALCULATION OF SCORES AND RESULTS	46
ARTICLE 8435 PUBLISHING OF RESULTS	46
ARTICLE 8436 PRIZE-GIVING	47
CHAPTER III GROUND JURY, APPEAL COMMITTEE, TECHNICAL DELEGATE, CLASSIFIERS, VETERINARY COMMISSION AND VETERINARY DELEGATE, STEWARDS AND ABUSE OF HORSES	48
ARTICLE 8437 GROUND JURY	48
ARTICLE 8438 TECHNICAL <i>DELEGATE</i> (<i>THE PARA-DRESSAGE TECHNICAL COMMITTEE HAS QUESTIONED IF A TD SHOULD ALWAYS BE APPOINTED</i>)	49
ARTICLE 8439 CLASSIFIERS	49
ARTICLE 8440 APPEAL COMMITTEE	49
ARTICLE 8441 ABUSE OF HORSES	49
ARTICLE 8442 VETERINARY COMMISSION AND VETERINARY DELEGATE (SEE ALSO FEI VETERINARY REGULATIONS)	50
ARTICLE 8443 STEWARDS	50
CHAPTER IV VETERINARY INSPECTIONS AND EXAMINATIONS, MEDICATION CONTROL AND PASSPORTS OF HORSES	51
ARTICLE 8444 HORSE INSPECTIONS AND EXAMINATIONS	51
ARTICLE 8445 MEDICATION CONTROL OF HORSES	51
ARTICLE 8446 PASSPORTS OF HORSES	51

CHAPTER V	WORLD AND CONTINENTAL INDIVIDUAL AND TEAM PARA-DRESSAGE CHAMPIONSHIPS.....	52
ARTICLE 8447	ORGANISATION	52
ARTICLE 8448	TECHNICAL DELEGATE.....	52
ARTICLE 8449	APPEAL COMMITTEE	52
ARTICLE 8450	PARTICIPATION	52
ARTICLE 8451	QUALIFICATION	52
ARTICLE 8452	EXPENSES AND PRIVILEGES.....	53
ARTICLE 8453	CALCULATION OF SCORES AND RESULTS	53
ARTICLE 8454	PRIZES AND PRIZE MONEY.....	53
ARTICLE 8455	MISCELLANEOUS.....	53
CHAPTER VI	PARALYMPIC GAMES.....	54
ARTICLE 8456	PARTICIPATION.....	54
ARTICLE 8457	TESTS TO BE RIDDEN	54
ARTICLE 8458	ORDER OF STARTING.....	55
ARTICLE 8459	SCHOOLING OF HORSES	55
ARTICLE 8460	GROUND JURY	55
ARTICLE 8461	PARALYMPIC MEDALS.....	55
ANNEX I	CLASSIFICATION	56
ANNEX II	INTERNATIONAL PE DRESSAGE JUDGES	58
ANNEX III	GUIDELINES FOR DRESSAGE COMPETITIONS WITH ALL HORSES BORROWED.....	60
ANNEX IV	CATEGORIES OF EVENTS	61
ANNEX V	DIRECTIVES FOR FEI "5*" JUDGES	64
ANNEX VI	STABLE SECURITY.....	65

PREAMBLE

The present Para-Equestrian (PE) Dressage Rules (hereinafter the "PE Dressage Rules") are effective from 1st January 2011 and include subsequent modifications. From this date on, all other rules covering the same matter (other editions and all other official documents, including those of the International Paralympic Equestrian Committee – IPEC) issued previously are superseded.

Although this Rules set out the detailed Rules of the Fédération Equestre Internationale ("FEI") governing the Para-Equestrian International Dressage Events, they must be read in conjunction with the Statutes, the General Regulations (hereinafter the "GRs"), the Veterinary Regulations (hereinafter the "VRs"), as well as the FEI Dressage Rules, and all other FEI Rules and Regulations.

Every eventuality cannot be provided for in these PE Dressage Rules. In any unforeseen or exceptional circumstances, it is the duty of the Ground Jury or the relevant person or body to make a decision in a sporting spirit and approaching as near as possible the intention of the PE Dressage Rules and of the relevant FEI Rules and Regulations. Should there remain any omissions in the PE Dressage Rules, such omission shall be interpreted in a manner compatible to the fullest extent with the other provisions of these PE Dressage Rules, other FEI Rules and Regulations, and sporting spirit.

In the PE Dressage Rules, the use of the masculine shall be interpreted to also include the feminine form.

Any terms with the capitalised letter are defined in the PE Dressage Rules, in the FEI GRs or in the Statutes.

FEI CODE OF CONDUCT FOR THE WELFARE OF THE HORSE

The FEI requires all those involved in international equestrian sport to adhere to the FEI Code of Conduct and to acknowledge and accept that at all times the welfare of the Horse must be paramount. Welfare of the horse must never be subordinated to competitive or commercial influences. The following points must be particularly adhered to:

1. **General Welfare:**

a) Good Horse management

Stabling and feeding must be compatible with the best Horse management practices. Clean and good quality forage, feed and water must always be available.

b) Training methods

Horses must only undergo training that matches their physical capabilities and level of maturity for their respective disciplines. They must not be subjected to methods which are abusive or cause fear.

c) Farriery and tack

Foot care and shoeing must be of a high standard. Tack must be designed and fitted to avoid the risk of pain or injury.

d) Transport

During transportation, Horses must be fully protected against injuries and other health risks. Vehicles must be safe, well ventilated, maintained to a high standard, disinfected regularly and driven by competent personnel. Competent handlers must always be available to manage the Horses.

e) Transit

All journeys must be planned carefully, and Horses allowed regular rest periods with access to food and water in line with current FEI guidelines.

2. **Fitness to compete:**

a) Fitness and competence

Participation in Competition must be restricted to fit Horses and Athletes of proven competence. Horses must be allowed suitable rest period between training and competitions; additional rest periods should be allowed following travelling.

b) Health status

No Horse deemed unfit to compete may compete or continue to compete, veterinary advice must be sought whenever there is any doubt.

c) Doping and Medication

Any action or intent of doping and illicit use of medication constitute a serious welfare issue and will not be tolerated. After any veterinary treatment, sufficient time must be allowed for full recovery before Competition.

d) Surgical procedures

Any surgical procedures that threaten a competing Horse's welfare or the safety of other Horses and/or Athletes must not be allowed.

e) Pregnant/recently foaled mares

Mares must not compete after their fourth month of pregnancy or with foal at foot.

f) Misuse of aids

Abuse of a Horse using natural riding aids or artificial aids (e.g. whips, spurs, etc.) will not be tolerated.

3. **Events must not prejudice Horse welfare:**

a) Competition areas

Horses must be trained and compete on suitable and safe surfaces. All obstacles and competition conditions must be designed with the safety of the Horse in mind.

b) Ground surfaces

All ground surfaces on which Horses walk, train or compete must be designed and maintained to reduce factors that could lead to injury.

c) Extreme weather

Competitions must not take place in extreme weather conditions that may compromise welfare or safety of the Horse. Provision must be made for cooling conditions and equipment for Horses after competing.

d) Stabling at Events

Stables must be safe, hygienic, comfortable, well ventilated and of sufficient size for the type and disposition of the Horse. Washing-down areas and water must always be available.

4. **Humane treatment of horses:**

a) Veterinary treatment

Veterinary expertise must always be available at an Event. If a Horse is injured or exhausted during a Competition, the Athlete must stop competing and a veterinary evaluation must be performed.

b) Referral centres

Wherever necessary, Horses should be collected by ambulance and transported to the nearest relevant treatment centre for further assessment and therapy. Injured Horses must be given full supportive treatment before being transported.

c) Competition injuries

The incidence of injuries sustained in Competition should be monitored. Ground surface conditions, frequency of Competitions and any other risk factors should be examined carefully to indicate ways to minimise injuries.

d) Euthanasia

If injuries are sufficiently severe a Horse may need to be euthanized on humane grounds by a veterinarian as soon as possible, with the sole aim of minimising suffering.

e) Retirement

Horses must be treated sympathetically and humanely when they retire from Competition.

5. **Education:**

The FEI urges all those involved in equestrian sport to attain the highest possible levels of education in areas of expertise relevant to the care and management of the Competition Horse.

This Code of Conduct for the Welfare of the Horse may be modified from time to time and the views of all are welcomed. Particular attention will be paid to new research findings and the FEI encourages further funding and support for welfare studies.

CHAPTER I DRESSAGE

Articles 8401 to 8418. Wherever possible the PE Athlete should follow the object and general principles of Dressage. However, as Athletes with impairments do not have the use of the entire body, all references to the aids must be interpreted to include the use of other parts of the body and/or appropriate and approved compensating aids. (See also the current edition of FEI Dressage Rules, and Rules on Functional Classification).

Article 8401 Object and general principles of Dressage

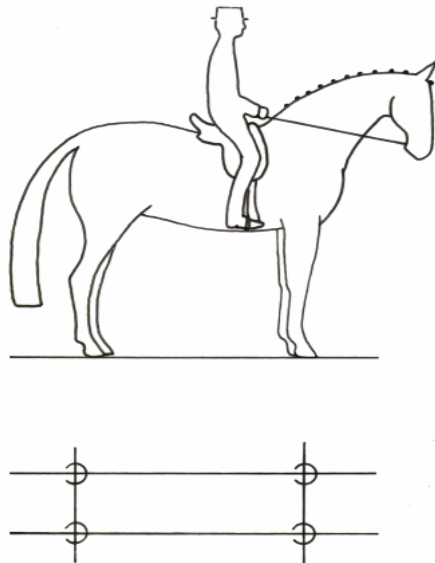
1. The object of Dressage is the development of the Horse into a happy Athlete through harmonious education. As a result it makes the Horse supple, loose and flexible, but also confident, attentive and keen, thus achieving perfect understanding with his Athlete.
2. These qualities are demonstrated by:
 - 2.1. The freedom and regularity of the paces;
 - 2.2. The harmony, lightness and ease of the movements;
 - 2.3. The lightness of the forehand and the engagement of the hind-quarters, originating in a lively impulsion;
 - 2.4. The acceptance of the bridle, with submissiveness throughout and without any tenseness or resistance.
3. The Horse thus gives the impression of doing of his own accord what is required of him. Confident and attentive, he submits generously to the control of his Athlete, remaining absolutely straight in any movement on a straight line and bending accordingly when moving on curved lines.
4. His walk is regular, free and unconstrained. His trot is free, supple, regular, sustained and active. His canter is united, light and cadenced. His quarters are never inactive or sluggish. He responds to the slightest indication of the Athlete and thereby gives life and spirit to all the rest of his body.
5. By virtue of a lively impulsion and the suppleness of his joints, free from the paralysing effects of resistance, the Horse obeys willingly and without hesitation and responds to the various aids calmly and with precision, displaying a natural and harmonious balance both physically and mentally.
6. In all his work, even at the Halt, the Horse must be "on the bit". A Horse is said to be "on the bit" when the neck is more or less raised and arched according to the stage of training and the extension or collection of the pace, and he accepts the bridle with a light and soft contact and submissiveness throughout. The head should remain in a steady position, as a rule slightly in front of the vertical, with a supple poll as the highest point of the neck, and no resistance should be offered to the Athlete.
7. Cadence is shown in trot and is the result of the proper harmony that a Horse shows when it moves with well-marked regularity, impulsion and balance.

Cadence must be maintained in all the different trot exercises and in all the variations of trot.
8. The rhythm that a Horse maintains in all his paces is fundamental to Dressage.

Article 8402 The Halt

1. At the Halt, the Horse should stand attentive, engaged, motionless and straight, with the weight evenly distributed over all four legs, being by pairs abreast with each other. The neck should be raised, the poll high and the head slightly in front of the vertical. While remaining "on the bit" and maintaining a light and soft contact with the Athlete's hand, the Horse may quietly chew the bit and should be ready to move off at the slightest indication of the Athlete.

2. The Halt is obtained by the displacement of the Horse's weight to the quarters by maintaining a light and soft contact, driving the Horse forwards whilst gently restraining it, causing an almost instantaneous but not abrupt halt at a previously fixed place. The Halt is prepared by a series of Half-halts – see transitions.



Article 8403 The Walk

1. The walk is a marching pace in a regular four-time beat. This regularity combined with full relaxation must be maintained throughout all walk movements.

2. When the foreleg and the hindleg on the same side move almost on the same beat, the walk tends to become an almost lateral movement. This irregularity, which might become an ambling movement, is a serious deterioration of the pace.

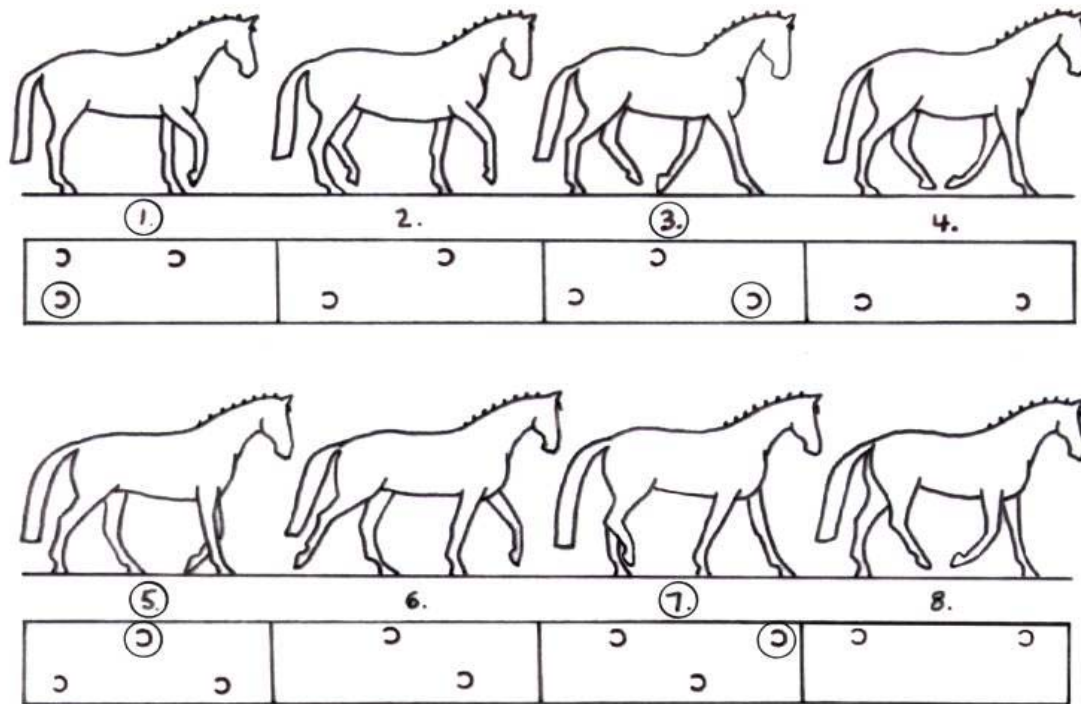
3. It is at the pace of walk that the imperfections of Dressage are most evident. This is also the reason why a Horse should not be asked to walk "on the bit" at the early stages of his training. A too precipitated collection will not only spoil the Collected walk, but the medium and the Extended walk as well.

4. The following walks are recognised: *Collected walk*, *Medium walk*, *Extended walk* and *Free walk*. There should always be a clear difference in the attitude and over-tracking in these variations.

4.1. *Collected walk*. The Horse, remaining "on the bit", moves resolutely forward, with his neck raised and arched and showing a clear self-carriage. The head approaches the vertical position, the light contact with the mouth being maintained. The hind legs are engaged with good hock action. The pace should remain marching and vigorous, the feet being placed in regular sequence. Each step covers less ground and is higher than at the medium walk, because all the joints bend more markedly. In order not to become hurried or irregular, the collected walk is shorter than the medium walk, although showing greater activity.

4.2. *Medium walk*. A clear, regular and unconstrained walk of moderate lengthening. The Horse, remaining "on the bit", walks energetically but calmly, with even and determined steps, the hind feet touching the ground in front of the footprints of the forefeet. The Athlete maintains a light, soft and steady contact with the mouth allowing the natural movement of the head and neck.

4.3. *Extended walk*. The Horse covers as much ground as possible, without haste and without losing the regularity of his steps, the hind feet touching the ground clearly in front of the footprints of the forefeet. The Athlete allows the Horse to stretch out his head and neck without, however, losing contact with the mouth and control of the poll.



The walk is a pace in four (4)-beat rhythm with eight phases (numbers in circles indicate the beat).

4.4. *Free walk.* The Free walk is a pace of relaxation in which the Horse is allowed complete freedom to lower and stretch out his head and neck. The hind feet should touch the ground clearly in front of the footprints of the forefeet.

Article 8404 The Trot

1. The trot is a pace of “two time” on alternate diagonal legs (left fore and right hind leg and vice versa) separated by a moment of suspension.

2. The trot, always with free, active and regular steps, should be moved into without hesitation.

3. The quality of the trot is judged by the general impression, the regularity and elasticity of the steps - originating from a supple back and well engaged hindquarters - and by the ability of maintaining the same rhythm and natural balance, even after a transition from one trot to another.

4. The following trots are recognised: *Collected trot, Working trot, Medium trot* and *Extended trot.*

4.1. *Collected trot.* The Horse, remaining “on the bit”, moves forward with his neck raised and arched. The hocks, being well engaged, maintain an energetic impulsion, thus enabling the shoulders to move with greater ease in any direction. The Horse's steps are shorter than in the other trots, but he is lighter and more mobile.

4.2. *Working trot.* This is a pace between the collected and the medium trot, in which a Horse, not yet trained and ready for collected movements, shows himself properly balanced and, remaining “on the bit”, goes forward with even, elastic steps and good hock action. The expression “good hock action” does not mean that collection is a required quality of working trot. It only underlines the importance of an impulsion originating from the activity of the hindquarters.

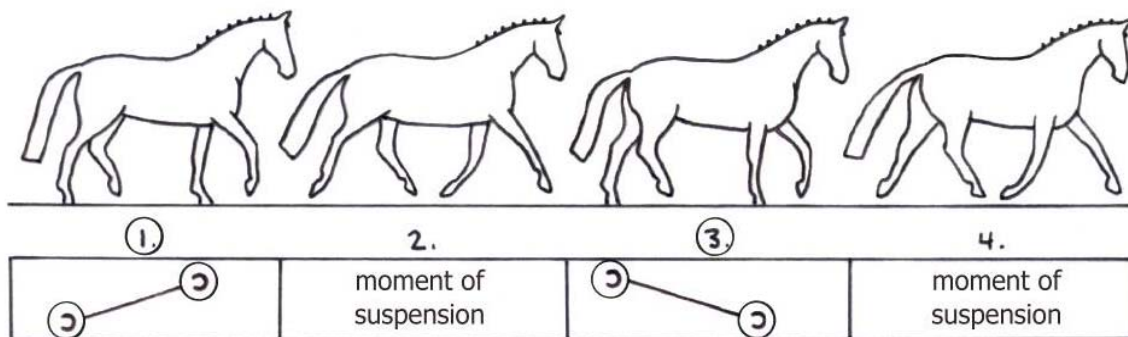
4.3. *Medium trot.* This is a pace between the working and the extended trot, but more “round” than the latter. The Horse goes forward with clear and moderately lengthened steps and with obvious impulsion from the hindquarters, always keeping the same character as in the working

trot. The Athlete allows the Horse, remaining "on the bit", to carry his head a little more in front of the vertical than at the collected and the working trot, and allows him at the same time to lower his head and neck slightly. The steps should be even, and the whole movement balanced and unconstrained.

4.4. *Extended trot.* The Horse covers as much ground as possible. Maintaining the same cadence, he lengthens his steps to the utmost as a result of great impulsion from the hindquarters. The Athlete allows the Horse, remaining "on the bit", without leaning on it, to lengthen his frame and to gain ground. The forefeet should touch the ground on the spot towards which they are pointing. The movement of the fore and hind legs should be similar (parallel) in the forward moment of the extension. The whole movement should be well balanced and the transition to collected trot should be smoothly executed by taking more weight on the hindquarters.

4.5 *Lengthening of steps.* This is a variation between the Working and the Medium trot in which a Horse's training is not developed enough for Medium trot.

5. All trot work may be executed sitting or rising.



The trot is a pace in two (2)-beat rhythm with four (4) phases (Numbers in circles indicate the beat)

Article 8405 The Canter

1. The canter is a pace of "three time", where at canter to the right, for instance, the footfalls follow one another as follows: left hind, left diagonal (simultaneously left fore and right hind), right fore, followed by a moment of suspension with all four (4) feet in the air before the next stride begins.

2. The canter, always with light, cadenced and regular strides, should be moved into without hesitation.

3. The quality of the canter is judged by the general impression, the regularity and lightness of the three time pace - originating from the acceptance of the bridle with a supple poll and in the engagement of the hindquarters with an active hock action - and by the ability of maintaining the same rhythm and a natural balance, even after a transition from one canter to another. The Horse should always remain straight on straight lines.

4. The following canters are recognised: *Collected canter*, *Lengthening of strides*, *Working canter*, *Medium canter* and *Extended canter*.

4.1. *Collected canter.* The Horse, remaining "on the bit", moves forward with his neck raised and arched. The collected canter is marked by the lightness of the forehead and the engagement of the hindquarters: i.e. is characterised by supple, free and mobile shoulders and very active quarters. The Horse's strides are shorter than at the other canters, but he is lighter and more mobile.

4.2. *Working canter.* This is a pace between the collected and the medium canter, in which a Horse, not yet trained and ready for collected movements, shows himself properly balanced and, remaining "on the bit", goes forward with even, light and cadenced strides and good hock

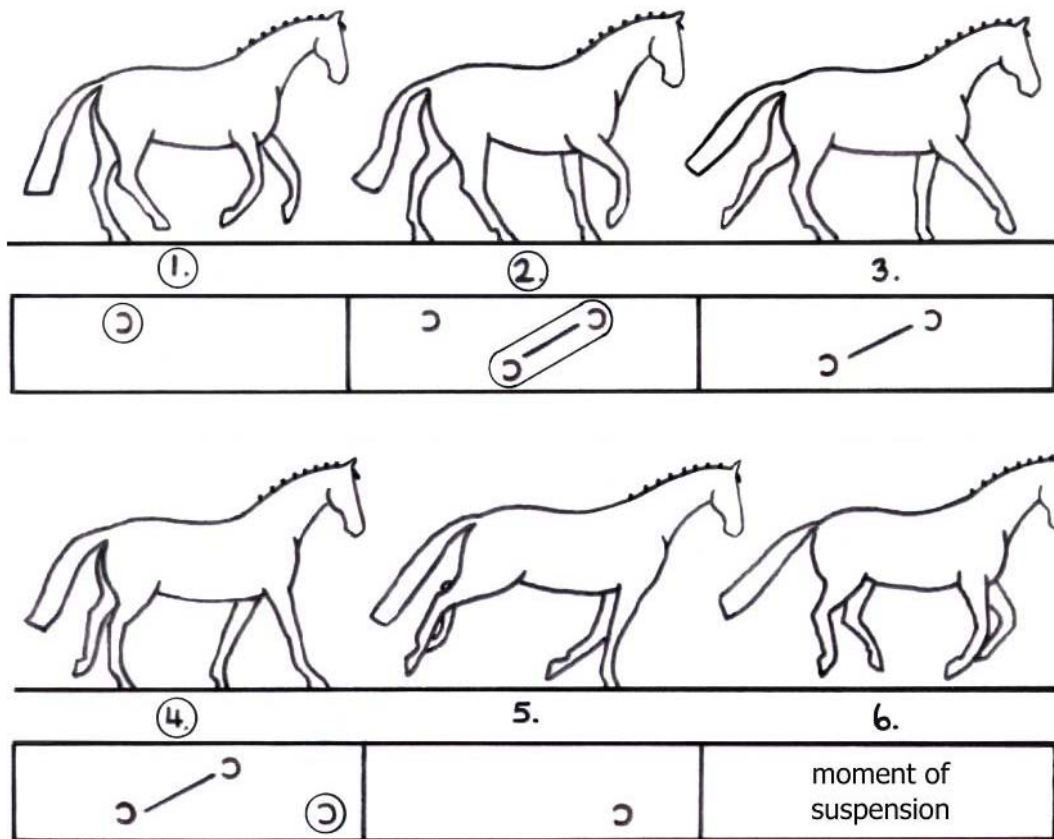
action. The expression "good hock action" does not mean that collection is a required quality of working canter. It only underlines the importance of an impulsion originating from the activity of the hindquarters.

4.3. *Medium canter.* This is a pace between the working and the extended canter. The Horse goes forward with free, balanced and moderately extended strides and an obvious impulsion from the hindquarters. The Athlete allows the Horse, remaining "on the bit", to carry his head a little more in front of the vertical than at the collected and working canter, and allows him at the same time to lower his head and neck slightly. The strides should be long and as even as possible, and the whole movement balanced and unconstrained.

4.4. *Extended canter.* The Horse covers as much ground as possible. Maintaining the same rhythm, he lengthens his strides to the utmost, without losing any of his calmness and lightness, as a result of great impulsion from the hindquarters.

The Athlete allows the Horse, remaining "on the bit", without leaning on it, to lower and extend his head and neck, the tip of his nose pointing more or less forward.

4.5. The cadence in the transitions from medium canter as well as from extended canter to collected canter should be maintained.



The canter is a pace in three-beat rhythm with six (6) phases

5. *Counter-Canter.* This is a movement where the Athlete, for instance on a circle to the left, deliberately makes his Horse canter with the right canter lead (with the right fore leading). The counter-canter is a balancing movement. The Horse maintains his natural flexion at the poll to the outside of the circle, and the Horse is positioned to the side of the leading leg. His conformation does not permit his spine to be bent to the line of the circle. The Athlete, avoiding any contortion causing contraction and disorder, should especially endeavour to limit the deviation of the quarters to the outside of the circle, and restrict his demands according to the degree of suppleness of the Horse.

6. *Simple change of the leg at canter.* This is a change of leg where the Horse is brought back

immediately into walk and, after three (3) to five (5) steps, is restarted immediately into a canter with the other leg leading.

7. *Flying change of leg or change of leg in the air.* This change of leg is executed in close connection with the suspension which follows each stride of the canter. Flying changes of leg can also be executed in series, for instance at every 4th, 3rd, 2nd or at every stride. The Horse, even in the series, remains light, calm and straight with lively impulsion, maintaining the same rhythm and balance throughout the series concerned. In order not to restrict or restrain the lightness and fluency of the flying changes of leg in series, the degree of collection should be slightly less than otherwise at collected canter.

Article 8406 The Rein-back

1. The rein-back is a rearwards movement in diagonal steps. The feet should be well raised and the hind feet remain well in line.
2. At the preceding halt as well as during the rein-back the Horse, although standing motionless and moving backwards respectively, should remain "on the bit", maintaining his desire to move forward.
3. Anticipation or precipitation of the movement, resistance to or evasion of the *contact*, deviation of the quarters from the straight line, spreading or inactive hind legs and dragging fore feet are serious faults.
4. If in a Dressage Test a trot or canter is required after a rein-back, the Horse should move off immediately into this pace, without a halt or an intermediate step.

Article 8407 The Transitions

1. The changes of pace and speed should be clearly shown at the prescribed marker; they should be quickly made, yet must be smooth and not abrupt. The cadence/rhythm of a pace should be maintained up to the moment when the pace or movement is changed or the Horse halts. Transitions within the paces must be clearly defined whilst maintaining the same rhythm and cadence throughout. The Horse should remain calm, light in the forehand and contact, and maintain a correct position.
2. The same applies to transitions from one movement to another.

Article 8408 The Half-halt

Every movement and transition should be invisibly prepared by a Half-halt. The Half-halt is achieved by a hardly visible, almost simultaneous, coordinated action of the Athlete's aids, with the object of increasing the attention and balance of the Horse before the execution of several movements or transitions to lower and higher paces.

In shifting slightly more weight onto the Horse's quarters, the engagement of the hind legs and the balance on the haunches are facilitated, for the benefit of the lightness of the forehand and the Horse's balance as a whole.

Article 8409 The Changes of direction

1. At changes of direction, the Horse should adjust the bend of his body to the curvature of the line he follows, remaining supple and following the indications of the Athlete, without any resistance or change of pace, rhythm or speed.
2. When changing direction by right angles, for instance when riding corners, the Horse should describe one quarter (1/4) of a circle of approximately six (6) meters diameter at collected and working paces.
3. When changing direction in the form of counter-change of hand, the Athlete changes direction by moving obliquely either to the quarter line or the centre line or to the opposite

long side of the arena, from whence he returns on an oblique line to the line he was following when he started the movement.

4. At the counter-change of hand the Athlete should make his Horse straight for an instant before changing direction.

5. When, for instance, at counter-change of hand at half-pass to either side of the centre line, the number of meters or strides to either side is prescribed in the Test, it must be strictly observed and the movement be executed symmetrically.

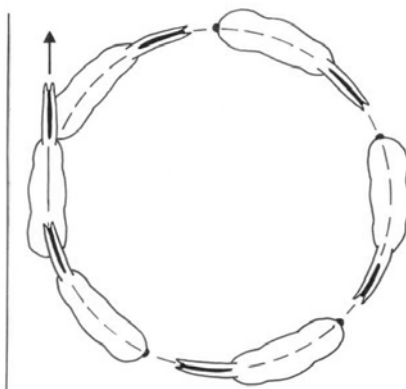
Article 8410 The Figures

The figures asked for are Voltes, the Serpentine and the Figure of eight.

Figures with one (1), two (2) or three (3) loops on the long side or either side of the centre line are called shallow loops. Shallow loops leave/join and cross the lines diagonally, unlike Serpentine which must cross the lines at ninety degrees (90°).


1. Volte

The Volte is a circle of six (6), eight (8) or ten (10) meters diameter. If larger than ten (10) meters, one uses the term Circle stating the diameter.



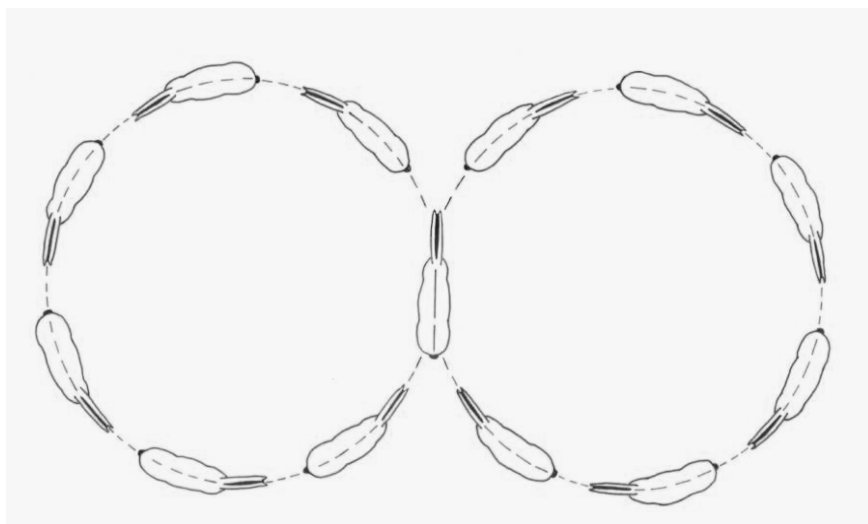
2. *Serpentine*

The Serpentine consists of half circles connected by a straight line. When crossing the centre line the Horse should be parallel to the short side (a). Depending on the size of the Half-circles the straight connection varies in length. Serpentine with one (1) loop on the long side of the arena are executed with five (5) meters or ten (10) meters distance from the track (b). Serpentine around the centre line are usually executed between the quarter lines (c).



3. *Figure of eight*

This figure consists of two (2) exact Voltes or circles of equal size as prescribed in the Test, joined at the centre of the eight (8). The Athlete should make his Horse straight an instant before changing direction at the centre of the figure.



Article 8411 Work on two (2) tracks

1. A distinction must be made between the following movements:

- leg-yielding
- shoulder-in
- travers
- renvers
- half-pass

2. The aim of movements on two (2) tracks is:

2.1. To improve the obedience of the Horse to the cooperative aids of the Athlete;

2.2. To supple all parts of the Horse, thereby increasing the freedom of his shoulders and the suppleness of his quarters, as well as the elasticity of the bond connecting the mouth, the poll, the neck, the back and the haunches;

2.3. To improve the cadence and bring the balance and pace into harmony.

3. *Leg-yielding*. The Horse is almost straight, except for a slight flexion at the poll away from the direction in which he moves, so that the Athlete is just able to see the eyebrow and nostril on the inside. The inside legs pass and cross in front of the outside legs.

Leg-yielding should be included in the training of the Horse before he is ready for collected work. Later on, together with the more advanced movement shoulder-in, it is the best means of making a Horse supple, loose and unconstrained, for the benefit of the freedom, elasticity and regularity of his paces and the harmony, lightness and ease of his movements.

3.1. Leg-yielding can be performed "on the diagonal", in which case the Horse should be as nearly as possible parallel to the long sides of the arena, although the forehand should be slightly in advance of the quarters. It can also be performed "along the wall", in which case the Horse should be at an angle of about thirty five degrees (35°) to the direction in which he is moving.

Article 8412 The Lateral movements

1. The additional aim of lateral movements is to develop and increase the engagement of the quarters and thereby also the collection.

2. In all lateral movements - shoulder-in, travers, renvers, half-pass - the Horse is slightly bent and moves with the forehand and the quarters on two (2) different tracks.

3. The bend or flexion must never be exaggerated so that it impairs the balance and fluency of the movement concerned.

4. At the lateral movements the pace should remain free and regular, maintained by a constant impulsion, yet it must be supple, cadenced and balanced. The impulsion is often lost, because of the Athlete's preoccupation mainly in bending the Horse and pushing him sideways.

- | | |
|----------------|---------------------------------|
| 1) Shoulder-in | 4) Half-Pass |
| 2) Travers | 5) Leg-yielding along the wall |
| 3) Renvers | 6) Leg-yielding on the diagonal |

5. At all lateral movements the side to which the Horse should be bent is the inside. The opposite side is the outside.

6. *Shoulder-in*. The Horse is slightly bent round the inside leg of the Athlete, or where the Athlete's leg would be. The Horse's inside foreleg passes and crosses in front of the outside hind leg; the inside hind leg is placed in front of the outside leg. The Horse is looking away from the direction in which he is moving. Cadence should be maintained at all times. The Shoulder-in is ridden at a constant angle of approximately thirty degrees (30°).

Shoulder-in, if performed in the right way, with the Horse slightly bent round the inside leg of

the Athlete, *or where the Athlete's leg would be*, and on the correct tracking, is not only a supplying movement but also a collecting movement, because the Horse at every step must move his inside hind leg underneath his body and place it in front of the outside, with a lowering of his inside hip.

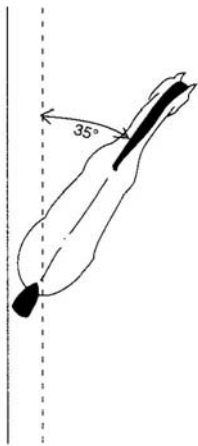
7. *Travers*. The Horse is slightly bent round the inside leg of the Athlete, *or where the Athlete's leg would be*. The forelegs are on the line, with the quarters in, at an angle of about thirty five degrees (35°). The Horse's outside legs pass and cross in front of the inside legs. The Horse is looking in the direction in which he is moving. To start the travers, the quarters must leave the track, and are not brought back on to the track until the end of the exercise.

8. *Renvers*. This is the inverse movement in relation to travers, with the tail instead of the head to the wall. Otherwise the same principles and conditions are applicable as at the travers.

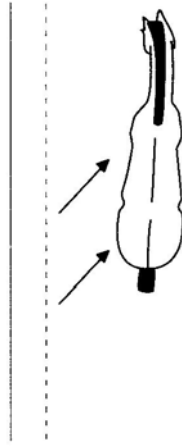
9. *Half-pass*. This is a variation of travers, executed "on the diagonal" instead of "along the wall". The Horse should be slightly bent round the inside leg of the Athlete in order to give more freedom and mobility to the shoulders, thus adding ease and grace to the movement, although the forehand should be slightly in advance of the quarters. The outside legs pass and cross in front of the inside legs. The Horse is looking in the direction in which he is moving. He should maintain the same cadence and balance throughout the whole movement.

In order to give more freedom and mobility to the shoulders, which adds to the ease and grace of the movement, it is of great importance, not only that the Horse is correctly bent and thereby prevented from protruding his inside shoulder, but also to maintain the impulsion, especially the engagement of the inside hind leg.

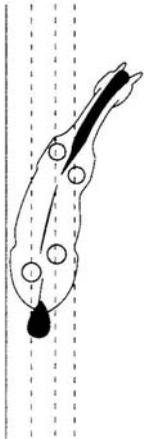
Leg-yielding along the wall



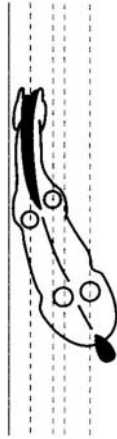
Leg-yielding on the diagonal



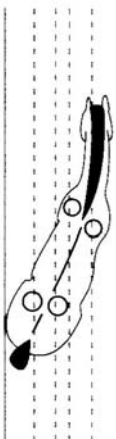
Shoulder-in



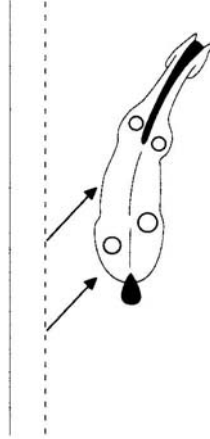
Travers



Renvers



Half-Pass



Article 8413 The Half-pirouette and turn on the haunches

1. *Turn on the haunches from walk.*

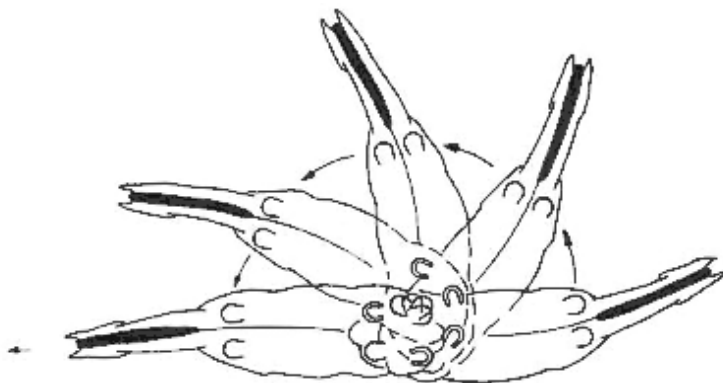
For Athletes riding Tests in Grades where collected walk is not asked for, the “turn on the haunches” is an exercise to prepare the Horse for collection. The “turn on the haunches” is executed out of medium walk prepared by Half-halts to shorten the steps a little and to improve the ability to bend the joints of the hindquarters. The Horse does not halt before or after the turn. The “turn on the haunches” can be executed on a larger radius (approx. ½ meter) than the pirouette in walk, but the demands of the training scale concerning rhythm, contact, activity and straightness are the same.

2. *The Pirouette (Half-pirouette) is a circle (half-circle) executed on two (2) tracks, with a radius equal to the length of the Horse, the forehand moving round the haunches. When the Horse exits the half-pirouette it returns to the initial track without crossing the hind legs.*

3. Pirouettes (Half-pirouettes) are usually carried out at collected walk or canter, but can also be executed at Piaffe.

4. At the Pirouette (Half-pirouette) the forefeet and the outside hind foot move round the inside hind foot, which forms the pivot and should return to the same spot, or slightly in front of it, each time it leaves the ground.

5. At whatever pace the Pirouette (Half-pirouette) is executed, the Horse, slightly bent in the direction in which he is turning, should, remaining “on the bit” with a light contact, turn smoothly round, maintaining the exact cadence and sequence of footfalls of that pace. The poll stays the highest point during the entire movement.

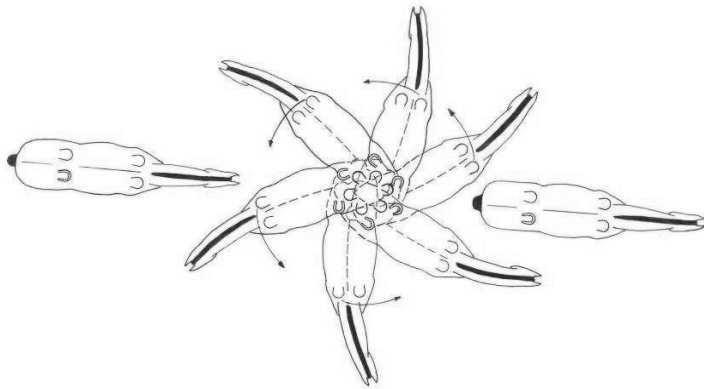


Half-pirouette in walk

6. During the Pirouettes (Half-pirouettes) the Horse should maintain his impulsion, and never in the slightest way move backwards or deviate sideways. If the inside hind foot is not raised and returned to the ground in the same rhythm as the outside hind foot, the pace is no longer regular.

7. In executing the Pirouette or the Half-pirouette in canter, the Athlete should maintain perfect lightness of the Horse while accentuating the collection. The quarters are well engaged and lowered and show a good flexion of the joints.

An integral part of the movement is the canter strides before and after the Pirouette. These should be characterised by an increased activity and collection before the Pirouette; and, the movement having been completed, by the balance being maintained as the Horse proceeds.



Pirouette and Half-pirouette in canter

8. The quality of the Pirouettes (Half-pirouettes) is judged according to the suppleness, lightness, cadence and regularity, and to the precision and smoothness of the transitions; Pirouettes (Half-pirouettes) at canter also according to the balance, the elevation and the number of strides (at Pirouettes six-eight (6-8), at Half-pirouettes three-four (3-4) are desirable).

Article 8414 The Passage

It is not allowed to be performed in PE Dressage Competitions.

Article 8415 The Piaffe

It is not allowed to be performed in PE Dressage Competitions.

Article 8416 The Collection

1. The aim of the collection of the Horse is:
 - 1.1. To further develop and improve the balance and equilibrium of the Horse, which has been more or less displaced by the additional weight of the Athlete.
 - 1.2. To develop and increase the Horse's ability to lower and engage his quarters for the benefit of the lightness and mobility of his forehand.
 - 1.3. To add to the "ease and carriage" of the Horse and to make him more pleasurable to ride.
2. The best means to obtain these aims are the lateral movements, travers, renvers and, last but not least, shoulder-in (Article 8412.6) as well as Half-halts (Article 8408).
3. Collection is, in other words, improved and effected by engaging the hind legs, with the joints bent and supple, forward under the Horse's body by the well-timed use of the Athlete's aids and training exercises, driving the Horse forward towards a more or less stationary or restraining aid, allowing just enough impulsion to pass through. Collection is consequently not achieved by shortening of the pace through a resisting action of the aids, but instead by using the seat and other aids to engage the hind legs further under the Horse's body.
4. However, the hind legs should not be engaged too far forward under the Horse, as this would shorten the base of support too much, and thereby impede the movement. In such a case, the line of the back would be lengthened and raised in relation to the supporting base of the legs, the stability would be impaired and the Horse would have difficulty in finding a harmonious and correct balance.
5. On the other hand, a Horse with a too long base of support, unable or unwilling to engage his hind legs forward under his body, will never achieve an acceptable collection, characterised by "ease and carriage" as well as a lively impulsion, originated in the activity of the quarters.

6. The position of the head and neck of a Horse at the collected paces is naturally dependent on the stage of training and, in some degree, on his conformation. It should, however, be distinguished by the neck being raised unrestrained, forming a harmonious curve from the withers to the poll, being the highest point, with the head slightly in front of the vertical. However, at the moment the Athlete applies his aids in order to obtain a momentary and passing collecting effect, the head may become more or less vertical (compare Articles 8401.6, 8402.1 and 8408).

Article 8417 The Submission / The Impulsion

1. Submission does not mean subordination, but an obedience revealing its presence by a constant attention, willingness and confidence in the whole behaviour of the Horse as well as by the harmony, lightness and ease he is displaying in the execution of the different movements. The degree of submission is also manifested by the way the Horse accepts the bridle, with a light and soft contact and a supple poll, or with resistance to or evasion of the Athlete's hand, being either "above the bit" or "behind the bit" respectively.

2. Putting out the tongue, keeping it above the bit or drawing it up altogether, as well as grinding the teeth and swishing the tail are mostly signs of nervousness, tenseness or resistance on the part of the Horse and must be taken into account by the Judges in their marks for the movement concerned as well as in the collective mark for "submission" (No. 1).

3. Impulsion is the term used to describe the transmission of an eager and energetic, yet controlled, propulsive energy generated from the hindquarters into the athletic movement of the Horse. Its ultimate expression can be shown only through the Horse's soft and swinging back to be guided by a gentle contact with the Athlete's hand.

4. Speed, of itself, has little to do with impulsion; the result is more often a flattening of the paces. A visible characteristic is a more pronounced articulation of the hind leg, in a continuous rather than staccato action. The hock, as the hind foot leaves the ground, should first move forward rather than being pulled upwards, but certainly not backwards. A prime ingredient of impulsion is the time the Horse spends in the air rather than on the ground; in other words, an added expression within the paces, always provided that there is a clear distinction between the Collected trot and the Passage. Impulsion is, therefore, seen only in those paces that have a period of suspension.

Article 8418 The Position and aids of the Athlete

Wherever able, the PE Dressage Athlete should follow the guidelines in Article 8418.

1. The Athlete will try to be well balanced and steady in the saddle, conforming as far as possible to the FEI definition of the Athlete' position. This position makes it possible for the Athlete to school/ride the Horse progressively and correctly showing that all the movements and transitions can be obtained with as little effort of the Athlete as possible. The aids which communicate the Athlete's wishes to the Horse are of great importance in Dressage.

2. Where possible, Athletes will ride with both hands at all PE Dressage Events, not only when executing any of the Official PE Dressage Tests published by the FEI but also when executing any National Test that might be inserted in the program of the same event. However, when leaving the arena at a walk on a long rein, after having finished his performance, the Athlete may, at his own discretion, ride with only one (1) hand.

If foot reins are used, neither the hands nor arms may be used.

3. Voice – Athletes in Grades Ia, Ib and II may use their voice as an aid whilst riding in their allocated Grade, provided they do so in moderation. Athletes in Grades III and IV may not use their voice at any time during the execution of their Test. Once a Test has started the Athlete shall not speak to any other person, unless spoken to by the Judge. Such a fault will be penalized by the deduction of at least two (2) marks by each Judge from those that would otherwise have been awarded for the movement where this occurred.

CHAPTER II PARA-EQUESTRIAN DRESSAGE EVENTS

Article 8419 Object of Para-Equestrian International Dressage Events

1. The object of PE International Dressage Events is to provide and develop Competition opportunities for equestrian Athletes with disabilities.
2. To classify all Athletes and give them a Functional Profile and a Grade, enabling them to compete on an equitable basis using agreed compensating aids according to their respective degree of impairment, and to give them suitable Tests for Competition.
3. In 1989, International Paralympic Committee (IPC) came into being. In 1991, IPC introduced Equestrian Sport under the International Paralympic Equestrian Committee (IPEC). On January 1st 2006, FEI PE came under the governance of FEI, except for the Paralympic Games, which are under the governance of the IPC.
4. The first Paralympic Games were held in 1960; IPEC first competed in 1996.

Article 8420 Categories of Para-Equestrian Dressage Events

1. In conformity with the FEI GRs, the PE Dressage Events are divided into:

1.1. National Events

CPEDN (Dressage National): where non-nationals may be invited.

CPEPDE (Promotional Dressage Event): Organised by countries outside Western Europe and North America (see below). These Events may also be held on Horses that are all borrowed.

1.2. International Events (lower level)

CPEDI 1* International Event, where there are a minimum of four (4) NFs invited.

CPEDI 2* Where there are a minimum of four (4) NFs invited.

1.3. International Events (higher level)

CPEDI 3* Where there are a minimum of six (6) NFs invited plus a team Competition.

Two (2) levels of Test may be used for all the above Events. See Article 8423.

CPEDI 4* All Major Championships such as World Championships, World Games, Continental Championships as well as Regional Games.

CPEDI 5* Paralympic Games

1.4. All of the above must be held according to the PE Dressage Rules, unless otherwise stated in the relevant Rules for any of these Events.

1.5. Athletes are required to qualify for the Paralympic Games and any other Competitions where qualification is required. Detailed minimum eligibility standards are defined for each separate competition where qualification is required.

1.6 Events with borrowed Horses. Outside Western Europe and North America, the FEI allows so-called "Promotional Dressage Events (PDEs)". These Events may also be held on Horses that are all borrowed. PDEs may be organised with Tests below the level of those used for the Individual Championship classes at World Championships and Paralympic Games. These Events must, however, be reported to the FEI by the organising NF. The Ground Jury for these Events must contain at least one (1) FEI PE Judge if three (3) Judges are used, and two (2) FEI PE Judges if five (5) Judges are used; others may be Judges accredited nationally to judge to at least M standard preferably having attended a PE Judges' Course. They also need to have good knowledge of the specific rules for PE dressage.

Note : *PDEs may also be organised in Western Europe and North America on the condition that only countries from outside Western Europe and North America are invited.

1.7. In Western Europe and North America Competitions of a similar level as that in Article

8420.1.1 may be run as national Events, as above.

2. *Team Competition*

2.1. Team Competitions are allowed at all Events.

2.2. At Events an Athlete that has been withdrawn from Competition due to medical or veterinary reasons may be re-entered into the Event as an individual, with the permission of the Organiser or Organising Committee (hereinafter "OC").

2.3. An official Team Competition must be scheduled for CPEDI3* Events and above. No Country may enter more than one (1) team in any Event. The teams must consist of a maximum of four (4) and a minimum of three (3) Athletes of the same nationality. A Grade Ia, Grade Ib or Grade II Athlete must be included in each team, riding the relevant Test. The three (3) highest placed Athletes, determined by their percentage scores in the Individual Test and the Team Test combined, shall be totalled to determine the final team placings. A team may not include more than two (2) Athletes from any one (1) Grade.

2.4. Further, there may be an unofficial team Competition at Competitions below the level of CPEDI3*, with teams made up with Athletes from different NFs and the same or different Grades: for example, three (3) Athletes – all to count, or two (2) Athletes, both to count.

3. *Maximum Tests per day*

3.1. Athletes may compete in a maximum of two (2) Tests per day per Horse.

3.2. No Athlete may ride more than one (1) Horse in Competition at the Major Championships as defined in the PE Dressage Rules.

3.3. For all other Competitions, one (1) Athlete may ride two (2) Horses in one (1) Grade. If there are too many Horses entered, the OC may ballot or otherwise restrict the number that may compete.

3.4. Personal Support Staff

Teams and individual Athletes are required to provide their own necessary personal support staff in order for them to compete. The OC is not responsible for providing transport, staff or helpers for Athletes, or grooms for the Horses.

4. *Championships*

See Chapter V of the present PE Dressage Rules.

5. *Regional Games*

The Rules for these Events must be approved by the Secretary General of the FEI.

6. *Paralympic Games*

See Regulations for the Equestrian Events at the Paralympic Games.

Article 8421 Dressage Tests

1. Each Grade has its own series of Tests.- Novice Test, Team Test, Championship Test and Freestyle Test. The Official PE Tests are published by the FEI and can, in no case, be modified.

2.1 Please refer to the FEI website for PE Tests.

2.2 Dressage and Freestyle to Music Tests are graded according to suitability for the Athletes in the five (5) Grades (Ia, Ib, II, III and IV). All Grades should be included if possible. Only the current Para-equestrian Dressage Tests may be used in official Competitions.

In Grade Ia Tests, Athletes compete at walk. Athlete numbers in this Grade should begin with a zero (0).

In Grade Ib Tests, Athletes compete at walk and trot. Athlete numbers in this Grade should begin with a one (1). **Grade Ia and Grade Ib** may be combined where there are less than four (4) entries in either class. Each Grade rides its own Test, and the result is calculated by

comparing percentages.

In Grade II Tests, Athletes compete at walk and trot. Athlete numbers in this Grade should begin with a two (2).

In Grade III Tests, Athletes compete at walk, trot, with lateral work, and canter, numbers in this Grade should begin with a three (3).

In Grade IV Tests, Athletes compete at walk, trot and canter with lateral work. Athlete numbers in this Grade should begin with a four (4).

Athletes in Grades I-II compete in an arena twenty meters by forty meters (20mx40m). Athletes in Grade III-IV compete, wherever possible, in an arena twenty meters by sixty meters (20mx60m).

2.3. Tests other than the official FEI PE Tests or official FEI Tests may not be used at any FEI PE Competition.

2.4. The same applies for the FEI PE World Dressage Challenge when this is held.

2.5. *The Freestyle Test*

2.5.1. The Freestyle to Music Tests are Competitions that can be used by all Grades at all levels. Each Grade has its own Test.

At CPEDI 3* and above only the best one third of the Athlete/Horse combinations per Grade of the total number of Athletes are qualified to participate in the Freestyle (based on the total result of the Team and Individual tests). Where one third of the class is less than seven (7) Athletes, then seven (7) will be allowed to compete. However, all participants must have reached a minimum score of fifty eight percent (58%) as an average of the Team and Individual tests. Athletes may only compete with one (1) Horse in the Freestyle Competition and for those with more than one (1) Horse qualified; they must participate on the highest placed Horse (based on qualification results).

For lower level Events, there is no limit unless otherwise defined in the Schedule.

At all levels of Events, it is mandatory to participate if qualified, unless otherwise supported by a Veterinary or Doctor's Certificate. An Athlete who does not participate without legitimate reasons in a Competition where the participation is mandatory, will lose their placing and prize money from the previous Competition(s) in the Event.

2.5.2. Grade I, and Grade II Freestyle to Music Tests must be no shorter than four (4) minutes and no longer than four (4) minutes and thirty (30) seconds. Tests are performed in a twenty meters by forty meters (20mx40m) arena. Grade III and Grade IV Freestyle to Music Tests must be no shorter than four (4) minutes thirty (30) seconds, and no longer than five (5) minutes, and may be ridden in a twenty meters by forty meters (20mx40m) or twenty meters by sixty meters (20mx60m) arena according to the schedule. If a Grade III and IV Freestyle Test is run in the twenty meters by forty meters (20mx40m) arena, the time limit is the same as for Grades I, and II.

2.5.3. The music must not start more than twenty (20) seconds before the Athlete enters the arena, and the music must cease at the final salute.

2.5.4. A Halt and Salute on the centre line facing the Judge at C at the beginning and end of the Test is compulsory. The Test time will start when the Athlete moves off from the first halt and finishes at the final halt.

2.5.5. Athletes riding in Grade I (Ia and Ib) may not show Canter, Piaffe or Passage.

2.5.6. Athletes riding in Grade II may not show Piaffe or Passage and only show canter work that does not include lateral work, flying changes, Half or Full Pirouettes.

2.5.7. Athletes riding in Grade III may not show Piaffe, Passage, sequence changes or Half or full canter Pirouettes.

2.5.8. Athletes riding in Grade IV may not show Piaffe, Passage, one (1) time or two (2) times sequence changes or Full Pirouettes.

2.5.9. An Athlete intentionally showing disallowed paces or movements during the execution of the Test will have eight (8) marks deducted by each Judge each time a not allowed movement is shown, and a choreography mark of five (5) or below, but will not be eliminated. The decision of the Judge at C will be final in such cases.

2.5.10. On the Test sheet there is a list of compulsory movements that must be included in the Test. On noticing that a compulsory movement has been omitted, the members of the Ground Jury judging that class will each give zero (0) for that movement. The mark for choreography will also be affected. The decision of the C Judge will be final in such cases.

Article 8422 Conditions of participation

1. Athlete Classification

1.1. It is a condition of participation that the Athlete has a permanent, verifiable and measurable physical or visual impairment which is supported by medical evidence and satisfies the minimal impairment criteria as detailed in the FEI PE Classification Manual.

1.2. All Athletes must undergo Athlete evaluation by two FEI accredited PE classifiers before they may take part in a Competition. An Athlete will be allocated a Grade for competition based on their functional Profile as described in the FEI PE Classification Manual. This functional Profile may need to be reassessed or reviewed on more than one occasion.

1.3. Athletes will be assigned a Grade Status of New, Review or Confirmed following Classification and all relevant details will be included on the FEI Classification Master List and published on the FEI website.

2. Competing in a different Grade.

2.1. Athletes must ride in their allocated Grade.

2.2. If an Athlete's Grade changes as a result of International reclassification, they may choose to ride in the new Grade from the date of reclassification or they may compete in the original Grade for no more than two (2) months from the date of reclassification. In this instance, the Athlete must ride with compensating aids relevant to the Grade they are competing in.

2.3 If an Athlete's Grade changes as a result of international classification at their first CPEDI they may start in the new Grade at that Competition or they may choose to start in the original Grade for that competition. However, if they start in a Grade lower than the one given in the new classification, the final result will be reduced by ten (10) percentage points.

2.4 When an Athlete riding in his Functional Profile Grade is reclassified by the classifiers, any qualification made at the higher Grade may be handed down.

3. *Age Limits.* International Events are open to Athletes from the year in which they reach their 14th birthday. Athletes in Major Championships (as defined in the PE Dressage Rules) may only compete from the year in which they reach their 16th birthday.

4. Athletes with an impairment are allowed to compete in FEI Dressage Competitions using compensating aids according to the FEI Classification Master List, as defined by PE Dressage Rules and subject to the approval of the FEI Dressage Committee. Any such applications for participation in FEI Dressage Events must reach the FEI prior to 31st December of the year preceding participation. Each case will be considered individually by the FEI.

5. *Gender.* Separate Competitions for men and women are not allowed.

6. *Maximum Number of Competitions per Day.* See Article 8420.3.

7. Horses

7.1. Horses must be a minimum of six (6) years of age. The age is counted from the 1st January of the year of birth (1st August for the Southern Hemisphere.) Horses should be

schooled to the standard required.

7.2. In the interests of safety, Horses must not behave in a manner deemed dangerous when in the vicinity of other Horses. It is the responsibility of the Athlete and Chef d'Equipe that the Horse is safe for the Athlete, other Horses and people at the Event.

8. *The Schooling of Horses.*

8.1. On the grounds of safety at all PE Events, riding is not permitted in an arena where lungeing is taking place. The lungeing of two (2) or more separate Horses in the same arena is permitted providing the steward deems it safe.

8.2. Horses for Grade Ia, Grade Ib, and Grade II may be ridden and/or schooled for up to thirty (30) minutes per day by the trainer/coach/groom or another Athlete designated by the competing Athlete's NF. They should wear an armband to identify them. The total time allowed for the above training will be carefully observed and regulated by Stewards. Horses may not be schooled by the above designated Athlete unless an Official Steward is present.

8.3. Horses for Grade III and Grade IV Athletes taking part in a CPEDI4* and upwards, may only be schooled by the Athlete competing on that Horse after arrival at the venue. This means, for instance, that a groom mounted in the saddle may walk the Horse on a long, safe rein and that lungeing and verbal assistance from the ground from the trainer or his representative is permitted. An exception to this rule may only be granted under extraordinary circumstances in writing by the FEI or the President of the Ground Jury.

8.4. Horses being competed by Grade Ia, Grade Ib and Grade II Athletes may not be trained/schooled by anyone other than the Athlete for the fifteen (15) minutes before they enter the Competition arena to perform their Dressage Test. Horses may however be led around with or without the Athlete during the fifteen (15) minutes prior to this but may not be schooled from the ground.

8.5. Horses may be lunged without an Athlete by the Athlete/trainer/coach or his designated representative, but not during the fifteen (15) minutes before entering the Competition arena. Single direct side reins or double sliding side reins (triangle/Dreieckzügel) are permitted when lungeing. Lungeing is allowed with one (1) lunge only.

8.6. The OC can decide that Horses may be ridden in and around the Competition arena at a time designated by the OC in consultation with the Technical Delegate or Chief Steward. The trainer/coach or his representative may do this for Athletes in Grades Ia, Ib and II. If a Groom or another Athlete is found schooling the Horse, that Horse and its Athlete may be eliminated from the Competition.

8.7. No Horse may be schooled unless outside the designated schooling times without the permission of the Technical Delegate or Chief Steward. No Horse may be schooled outside the designated schooling areas at any time after the Horse has been accepted at the venue. Schooling in the stable is not allowed. No Horse may leave the venue until after the last Competition and prize giving without the permission of the Technical Delegate and the OC.

8.8. On no account, and under penalty of disqualification, may any Horse to be ridden by a Grade III or Grade IV Athlete take part in a CPEDI3* and downwards which has been schooled by anyone other than the Athlete concerned, or any other Athlete belonging to the same team, mounted in the saddle where the Event takes place, during the twenty-four (24) hours preceding the start of the first Competition of this Event as well as for the duration of the whole Event. Lungeing and assistance from the ground by someone other than the Athlete is permitted.

8.9. No Horse is to leave the Event ground for any purpose unless authorized by a veterinarian acting in the interest of the health of the Horse. In such a case the veterinarian must inform the Technical Delegate and the Chief Steward of his decision immediately.

8.10. Horses may be turned out in a suitable area, if available, with the permission of the Stable Manager.

8.11. For International Competitions, PE rules are in force from the beginning of the day before

the 2nd Horse inspection (the 'Trot Up'), with the exception of the Major Championships (as defined in the PE Dressage Rules), when they are in force from the arrival of the Horses. The Code of Conduct is in force at all times.

9. *Sharing of Horses*

9.1. Horses may be shared by two (2) members of the same NF in different Grades. Horses may only be shared by two (2) Athletes from the same NF if the change is registered and accepted by the OC until one (1) hour before the start of the first Competition. It follows that Horses may compete twice in a Team Competition in different Grades.

Where one Horse is shared by two Athletes (from the same NF) the following applies:

1. For horses ridden by Grade Ia, Ib or II athletes, the horse must still only be ridden by a trainer/coach/groom for a total of 30 minutes per day. (i.e. if two athletes from Grade I or II share, they are only allowed 30 minutes total shared between them, per day).
2. Arena familiarisation sessions are allocated on a Horse basis, not Athlete basis and therefore only one session would be allocated to a Horse shared by two (2) athletes.

Where Horses are shared by one Athlete from the lower Grades (Grade Ia, Ib or II) and one Athlete from the higher Grades (Grade III or IV), the following applies:

1. On competition days, if the lower Grade athlete competes first, then 30 minutes schooling by a trainer/coach/groom/other Athlete will be allowed prior to the Test.
2. On competition days where the higher Grade athlete competes first, this is considered to be the 30 minutes schooling (by a trainer/coach/groom) allowed for the lower Grade Athlete and therefore no further allocation of time will be allowed for the lower Grade Athlete. This is on the grounds of horse welfare.
3. On non-competition days, the Horse may be ridden by both Athletes but no time will be allocated for the horse to be schooled by a trainer/coach/groom (i.e. the 30 minutes). It is considered the higher Grade Athlete is schooling the Horse for the lower Grade Athlete.

9.2. In no case shall Athletes in the same Grade or different NFs be permitted to share a Horse.

9.3. If shared, Horses may only be warmed up before a Competition by the trainer or his representative for a Grade Ia, Ib or II Athlete.

9.4. Horses must be identified by a bridle number worn at all times when outside the stable.

Article 8423 Invitations and Entries

1.1. Up to and including 2* Events should comprise of two (2) or three (3) Dressage Tests for each of the five (5) Grades of Athletes as follows:

First Test –

3* or higher: *Team Test*.

2* or lower: *Novice or Team Test*.

The Novice Test: a preliminary Test which is an easier Test than the Team Test. These Tests will be used for the Team Competition if one (1) is scheduled.

Second Test – *The Team Test* if first Test is *Novice Test*. *The Championship Test* if first Test is *Team Test*.

Third Test – *The Freestyle to Music Test*.

1.2. 3* Events and above: Each Event will comprise of three (3) Dressage Tests for each of the five (5) Grades of Athletes as follows; -

First Test – *1st Team Test* may have a separate prize giving for each individual Athlete.

Second Test – *Championship Test* (which is also the 2nd Team Test).

Third Test – *The Freestyle to Music Test*.

See also Article 8421 of the PE Dressage Rules.

2. The 1st *Team Test* may also be ridden by individuals who are not members of a team.

3. All entries for all Competitions must be made by the NFs in three (3) phases, as laid down in the FEI GRs, Article 116. The draft schedule must state whether the Event is open to all NFs, or restricted. If restricted, those NFs invited must be stated. The Draft Schedule must be sent to the FEI for approval at least eight (8) weeks before the Event, and the Definite Schedule four (4) weeks before the Event.

Substitutions:

Following receipt of definite entries, substitution of Horse(s) and Athlete(s) from the Nominated list, may be made with the agreement of the OC. The OC must print in the schedule the latest date for substitution of Horse(s) and Athlete(s), which may never be later than two (2) hours before the Horse inspection.

Article 8424 Declaration of starters

1. Except where it is stated otherwise for Major Championships (as defined in the PE Dressage Rules), the following rules apply:

1.1. Declaration of starters should be done no later than two (2) hours before the draw. The exact time of the draw should be published in the schedule.

1.2. In the event of an accident or illness of an Athlete declared as a starter, who consequently cannot start in a Test, this Athlete may, with the approval of the OC, together with Technical Delegate or the President of the Ground Jury, start in a later Competition, but only as an individual Athlete.

Article 8425 Draw for the starting order

1. There must be a separate draw for each (Grade Ia to IV) Competition, conducted in order of the Competition. For CPEDI3* and below, it is recommended that a draw is prepared in advance (a pre-draw) by the OC and Technical Delegate and/or the President of the Ground Jury and preferably the Athletes' representative. It shall be published and presented at a meeting that includes the President or a Member of the Ground Jury, the Technical Delegate, the Chief Classifier, and the Chef d'Equipes (or responsible persons). Unauthorised persons should not be admitted to this meeting.

Chefs d'Equipes must check the draw for the starting order within thirty (30) minutes of presentation.

2. Where possible, Grade Ia and Grade Ib Athletes should be separated by a class for other Athletes.

3. Where required, the Classifiers must be invited to arrive 24 hours before the draw takes place. All Athletes with New or Review Grade status or those with Confirmed status who have been granted approval for reclassification, must undergo evaluation before the draw takes place. Time must be allowed for the Classifiers to complete their task, notify the OC of the results of the evaluations and inform relevant officials of the Athlete's compensating aids to be used.

4. The draw is conducted in the same manner regardless of the Competition being a Team or Individual event.
5. NF's with three (3) (or more) Athletes in the Grade enter the draw first, followed by NFs with two (2) Athletes and finally those with one (1) Athlete.
6. For Team Competitions, Chef d'Equipes can decide the starting order of their own Team Athletes. Chef d'Equipes cannot decide the running order for any Individual Athletes. If the draw is conducted in advance, the Chef d'Equipe can request changes to the order of their own Team Athletes, as presented at the meeting, but only within the starting positions given. If the draw is conducted during the meeting, Chef d'Equipes must declare the order they wish their Athletes to go prior to the start of the draw of that Grade.
7. For each Grade, consecutive numbers equivalent to the total number of starters in the Grade being drawn are placed in 'Container A' in a manner that does not show the numbers.
8. For the Grade being drawn, the NFs with three (3) entries in that Grade enter the draw first. Where Chef d'Equipe's can decide on the running order of their Team Athletes, these places will be drawn first, followed by the Individual Athlete. The NFs with two entries in that Grade enter the draw next. Where Chefs d'Equipe can decide on the running order of their Team Athletes, these places will be drawn first, followed by NFs who have two (2) Individual Athletes. If this is more than one (1) NF, a letter of the alphabet is chosen at random (by a draw), and the first NF whose name starts with that letter is the first one whose Athletes enter the draw; the other NFs with two (2) entries will follow in alphabetical sequence.
9. The Athletes from each of these NFs in turn have their names drawn from 'Container B', together with a number drawn from 'Container A'. That number determines the starting position of each Individual Athlete.
10. If however any draw results in an Athlete being placed less than two (2) entries away from another Athlete of the same NF, the number drawn is immediately returned to 'Container A' and the position is redrawn until there is at least a two (2) entries gap between Athletes from the same NF.
11. Where the Chef d'Equipe has indicated a starting order for their Athletes before the start of the draw, the drawn order of those Athletes may be changed to reflect the order requested by the Chef d'Equipe. The starting positions must remain unchanged.
12. Athletes from NFs with only one (1) entry each will be drawn for the remaining starting positions.
13. The Athletes are then entered in the starting list in the positions they have drawn.
14. The starting order for Freestyle to Music Competitions will be drawn in groups of five (5) using the combined results of the Team test and Individual Championship test already held. The first five (5) to compete in the Freestyle will be the five (5) lowest scoring combinations in the Individual Competition. The last five (5) to compete in the Freestyle will be the five (5) highest scoring combinations in the Individual Competition. Where the number of Athletes in the Grade is not divisible by five (5), the remaining Athletes (not in a group of five -5-) will be drawn as the first group.
15. Again, where possible, consideration should be given to avoid Athletes being placed less than two (2) entries away from another Athlete of the same NF.
16. When the starting lists are completed copies should be given to FEI officials and to the representative of each NF.

Article 8426 Weight

Refer to FEI GRs and basic welfare principles.

Article 8427 Dress

1. National colours may only be used as per the FEI GRs.

Military, police, etc. may wear civil or service dress at all International Events.

Service dress does not only apply to members of the Armed Forces, but also to members and employees of Military Establishments and National Studs / Schools / Institutes.

2. All Athletes must be neatly and correctly dressed at all times.

3. Protective Headgear must be worn by Athletes (as well as any other person) at all times whilst mounted. For Competition, hat covers may be black or another dark colour. Any Athlete violating this rule must immediately be prohibited from further riding until such headgear is properly in place.

Protective Headgear is defined in Appendix A in the FEI GRs.

4. Black or brown boots or stout riding shoes with heels must be worn. Plain black or brown half-chaps or gaiters to the knee may be used.

5. For Competitions, cream, beige or white jodhpurs or breeches shall be worn, with a black or dark jacket. Contrast colouring and piping is allowed. Striped or multicoloured coats are not permitted. Tasteful and discreet accents, such as a collar of a different hue or modest piping or crystal decorations, are acceptable.

Breeches: white or off-white.

Stock or tie: white, off-white or same colour as coat.

Gloves: white, off-white or same colour as coat.

Riding boots: black or same colour as coat.

Spurs: see paragraph 1.8 below.

Safety vests (including inflatable) are permitted.

Gloves may be worn.

6. Athletes with Functional Profile 36 (totally blind), riding in Grade III, must wear a PE approved blindfold, blacked out glasses or goggles while competing. These may be subject to inspection by a PE competition official (e.g. Steward) immediately after the Athlete leaves the arena following the completion of the Test. An arm band, provided by the Athlete, in a distinctive colour must be worn at all times by Grade III and IV Athletes with visual impairment while mounted outside of the Competition.

7. Spurs are optional. Spurs must be made of metal. The shank must be either curved or straight, pointing directly back from the centre of the spur when on the Athlete's boot. Spurs must not be offset, unless allowed as a compensating aid and noted on the FEI Classification Master List. The arm of the spur must be smooth and blunt. If rowels are used, they must be blunt, smooth and free to rotate. Metal spurs with round hard plastic knobs. ('Impuls' spurs) or "Dummy" spurs with no shank are allowed.

Athletes abusing the Horse whether intentionally or not may be asked to remove spurs by the Technical Delegate, Chief Steward or President of the Ground Jury.

8. Earphones and/or other electronic communication devices are strictly prohibited at FEI PE Dressage Events (except for cases as specified in Article 8430.14.3) and such usage is penalised by elimination. Earphones or similar devices are however permitted during training and warm-up. Noise cancelling ear-muffs for Horses are allowed at prize-giving ceremonies only.

Article 8428 Saddlery

1. Identification numbers are to be worn by the Horse at all times when it is out of the stable.
2. Bridles and bits: For details see current list of FEI approved bits.

Captions to plates showing permitted bits

Various double bridle bits

Bridoons:

1. Loose ring bridoon bit
- 2 a,b,c Bridoon bit with jointed mouthpiece where the middle piece should be rounded. Eggbutt sides also allowed.
- 2 d Bridoon bit with rotating middle piece
- 2 e Bridoon Rotary bit with rotating middle piece
2. f Bridoon Rotary bit with rotating middle piece and looped rings
3. Eggbutt bridoon bit
4. Bridoon bit with hanging cheeks

Curbs :


5. Half-moon curb bits
6. +7. Curb bit with straight cheeks and port
8. Curb bit with port and sliding mouthpiece (Weymouth)
A curb bit with rotating lever arm is also allowed
9. Variation of bits No 6, 7 & 8
10. Curb bit with S-curved cheeks
11. Curb chain (metal or leather or a combination)
12. Lip strap
13. Leather cover for curb chain
14. Rubber or sheep skin cover for curb chain

Various snaffle bridle bits

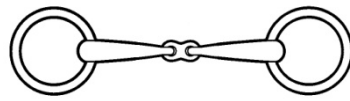
1. Loose ring snaffle
- 2.a,b,c,d,e Snaffle with jointed mouthpiece where middle piece should be rounded
3. Eggbutt snaffle
4. Racing snaffle D-ring
5. Eggbutt snaffle with cheeks
6. Loose ring snaffle with cheeks (Fulmer)
7. Snaffle with upper cheeks only
8. Hanging cheek snaffle
9. Straight bar snaffle. Permitted also with mullen mouth and with eggbutt rings.
10. Snaffle with rotating mouthpiece
11. Snaffle with rotating middle piece
12. Rotary bit with rotating middle piece
13. Rotary bit with rotating middle piece and looped rings

Various double bridle bits


Bridoons:



1



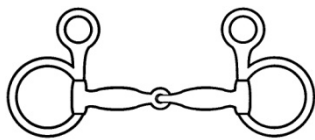
2a




3



2b



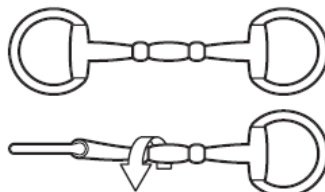
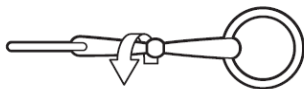
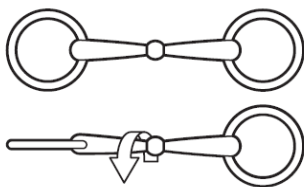
4



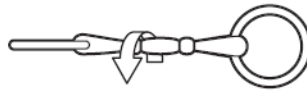

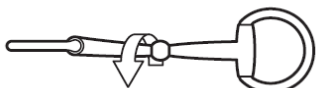
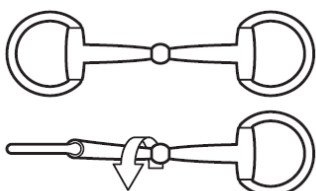
2c



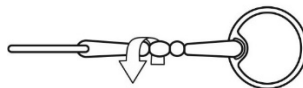

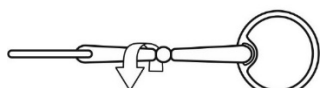
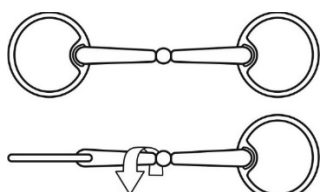
2d



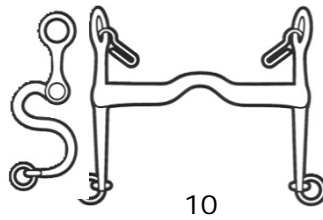
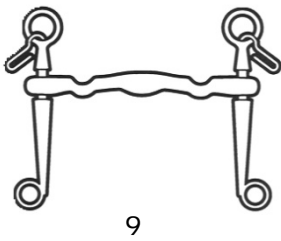
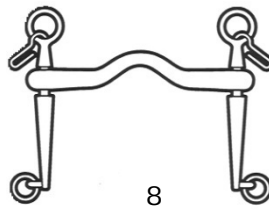
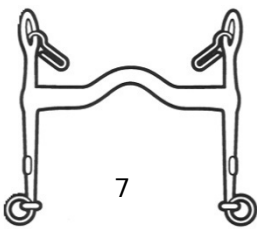
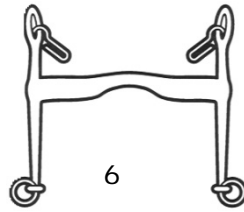
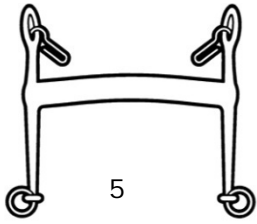
2e



2f





Curbs:



11

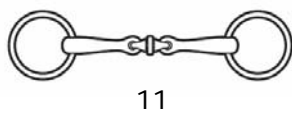
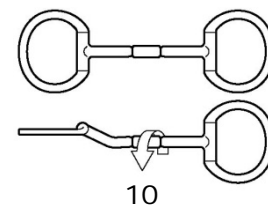
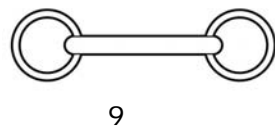
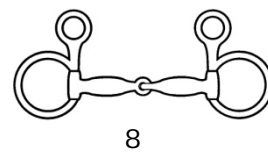
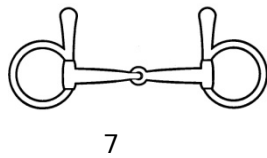
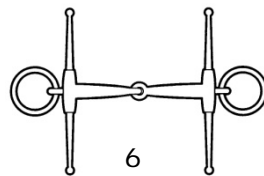
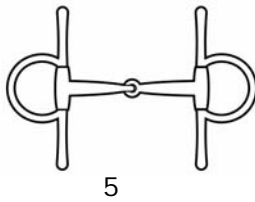
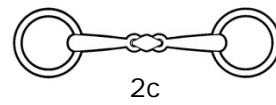
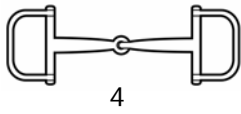
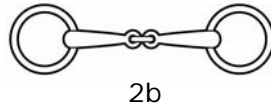
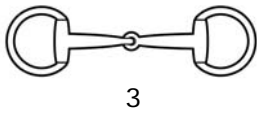
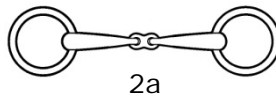
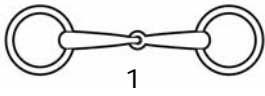
13




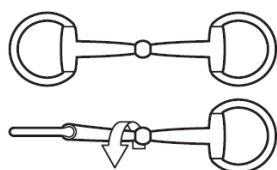
12

14


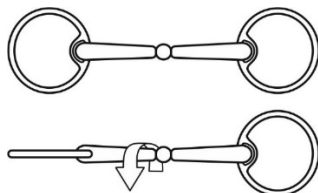
Various snaffle bridle bits



12. Rotary bits



13



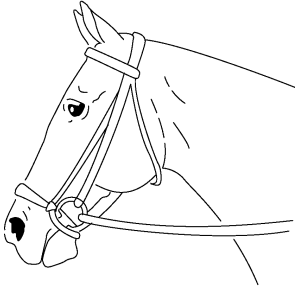
2.1. Athletes must use snaffle or double bridles. Double bridles must have a cavesson noseband, a bridoon and curb bit with a curb chain. Cover for curb "chain" can be made of leather, rubber or sheep skin. The cavesson noseband may never be so tightly fixed as to harm the Horse. Lip strap and rubber or leather covers for the curb chain are optional. Athletes abusing the Horse, whether intentionally or not, will be asked to make changes by the Technical Delegate, Chief Steward or President of the Ground Jury.

2.2. Bridoon, snaffle and curb must be made of metal or rigid plastic and may be covered with rubber (manufactured state). Wrapping of bits with any kind of material and flexible rubber bits are not permitted. The lever arm of the curb bit is limited to ten centimetres (10 cm) (length below the mouth piece), and never be shorter than the upper arm. If the curb has a sliding mouthpiece, the lever arm of the curb bit below the mouthpiece should not measure more than ten centimetres (10 cm) when the mouthpiece is at the uppermost position. The diameter of the mouthpiece of the bridoon and/or curb must be such so as not to hurt the Horse. Minimum diameter of mouthpiece to be twelve millimetres (12 mm) for curb bit and ten millimetres (10 mm) for bridoon bit. The diameter of the mouth piece is measured adjacent to the rings or the cheeks of the mouthpiece.


3. *Nosebands*. It is obligatory to use a noseband. A cavesson, drop or flash noseband must be used with a snaffle bridle. A cavesson noseband only must be used with a double bridle. Normal dropped nosebands and flash straps must lie in the chin groove. A Horse may be equipped with no more than one (1) noseband (a Flash noseband is considered to be one noseband). Nosebands must not cause discomfort.

Permitted nosebands


1. Dropped noseband




2. Cavesson noseband



3. Flash noseband




4. Crossed noseband (pictured)/
Mexican noseband



5. Combined noseband – no throat lash



6. Micklem bridle

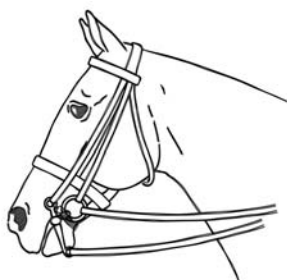


1, 3, 4 and 6 are not permitted when a double bridle is used.


5, when used as a double bridle, the lower strap of the nose band is not allowed.

1, 3 and 4 are not permitted when a double bridle is used.

Example of Double bridle with cavesson noseband, bridoon bit and curb chain



Double sliding side reins (triangle/Dreieckzügel)



4. Saddles

4.1. A well fitting, well maintained saddle of any type, suitable to the Horse and Athlete shall be used. At the halt there must be a clear three centimetres (3cm) between any means of support and the Athlete's trunk. Any adaptations to a saddle must allow the Athlete to fall free of the Horse. No saddle must be deeper in the seat than twelve centimetres (12cm) with the seat pressed down. This is measured from the seat to the middle of a line from top of pommel to top of cantle.

4.2. The use of a soft (flexible) handhold, not more than thirty centimetres (30cm) wide, to assist the Athlete to balance, may be attached to the front of the saddle, in front of or above the pommel. Such a handhold may not be more than ten centimetres (10cm) above the top of the pommel when held.

If a hard (fixed/rigid) handhold is essential, it must be stated on the FEI Classification Master List. The hard handhold must comply with the same measurement criteria as the soft handhold. The FEI reserves the right to allow dispensation to these measures according to the specific impairment of an Athlete.

5. Plain numnahs may be used. Plain or national saddlecloths may be used. See Article 135 of the FEI GRs, regarding Advertising and Publicity on Athletes and Horses.

6. Whips. One (1) whip (a total maximum length of one hundred twenty centimetres -120 cm-) may be carried. Two (2) whips may only be used if they are specified as a compensating aid for the Athlete on the FEI Classification Master List. Any alteration to conventional or curved whips must be approved by the Technical Delegate or Chief Steward. If whips are required for use in Dressage Competitions for able-bodied Athletes, this must be stated on the FEI Classification Master List.

7. Other PE Saddlery Aids allowed/not allowed

7.1. Breast plates, neck straps, handholds (see 4.2 above) are allowed. Martingales, blinkers, side, balancing, running, bearing and similar reins are forbidden. Any rein adaptation that produces a similar effect to these forbidden reins is not permitted. Any rein from any bit in the Horse's mouth must be in direct contact with the Athlete. This means that if riding in a double bridle the two (2) reins on one (1) side must either both go to the Athlete's hand(s) or be connected into one (1) rein before reaching the Athlete (split reins). Elastic insert reins are allowed. Foot reins are only allowed when no other reins are going to be controlled by arm(s) or hand(s)/fingers from the upper part of the body of the Athlete.

7.2. If the rein is not used in a conventional manner, it must be in as straight a line as possible from the Athlete's point of contact on the reins to the Horse's mouth. For Athletes with two (2) very short arms reins may be run through rings that are attached to the front of the saddle by leather straps. These rings must not be in a fixed position, but shall be loose. Athletes using such rings must have details noted on the FEI Classification Mater List. Refer to 4.2.

7.3. Athletes must not be held in position by any mechanism that does not automatically release in the event of an accident.

7.4. Velcro may be used on the lower limbs to assist the Athlete in the saddle where there is an identified need as determined by the Athlete's functional profile and Grade. The use of Velcro in this way must be recorded as a compensating aid for the Athlete on the FEI Classification Master List.

7.4.1 The total amount of overlapping Velcro, or similar material, used by any Athlete, must not exceed fifty square centimetres (50 sq. Cm). Each overlap contact must not exceed the dimensions of three centimetres by six centimetres (3cmx6cm). The total area of overlapping Velcro or similar material per leg must not exceed three centimetres (3cm) wide by six centimetres (6cm) of overlap contact. For safety reasons it is recommended that it is fastened in a 'V' shape.

7.5. A Velcro or thin leather strap may be used to attach the stirrup leather or the stirrup iron to the girth to assist control of the lower leg where there is an identified need as determined by the Athlete's functional profile and Grade. This must be recorded as a compensating aid for

the Athlete on the FEI Classification Master List. 7.6. Velcro or similar materials must, in all cases, allow the Athlete to fall free of the Horse.

7.7. Elastic rubber bands may be used to keep the feet in the stirrups. Such elastic must be of a width and strength to allow the Athlete to fall free of the Horse. Magnetic stirrups are permitted.

7.8. To prevent the possibility of the foot sliding through the stirrup, stirrups may be closed at the front (enclosed stirrups). If an Athlete has only one (1) leg he may ride with only one (1) stirrup. If he uses a prosthesis he must use two (2) stirrups. An Athlete may only ride without stirrups if this is specified on the FEI Classification Master List.

8. Decoration

8.1. Any decoration of the Horse with unnatural items, such as ribbons or flowers, etc. in the tail, etc., is strictly forbidden.

8.2. Normal plaiting of the Horse's mane and tail, however, is allowed.

8.3. False tails are permitted only with the prior permission of the FEI. Requests for such permissions should be directed to the FEI Dressage Department, accompanied by photographs and a Veterinary Certificate. False tails may not contain any metal parts, except for hooks and eyelets.

8.4. Protective fly hoods are permitted for outdoor Events, in a thin material. However, these will be systematically checked by Stewards at the end of the test to ensure that nothing prohibited has been added to or is covered by the fly hoods, to protect from sound. The fly hoods should be discreet and should not cover the Horses' eyes.

8.5. Noise cancelling ear muffs for Horses are allowed at prize giving ceremonies only.

9. The use of a non-standard compensating aid must be approved by the FEI Compensating Aids Panel before the event takes place. Any such request must be submitted to the FEI in writing with supporting documentation (medical documentation, aid description, photos, etc) two weeks before the day of the horse inspection for the event to which it will apply. If approved by the FEI Compensating Aids Panel, the aid is added for the Athlete to the FEI Classification Master List.

10. Subject to the noted provisions, all saddlery and special equipment permissible shall correspond to that allowed under FEI Dressage Rules. It is the responsibility of the Athlete to ensure that all special equipment/compensating aids are allowed under the Para-Equestrian Dressage rules, and that any used are noted for that Athlete on the FEI Classification Master List.

11. Checking Saddlery

11.1. A Steward must be appointed to check the saddlery of each Horse immediately after he leaves the arena. Any discrepancy will be reported to the Judge at C and will entail-elimination. The checking of the bridle must be done with the greatest caution, as some Horses are very touchy and sensitive about their mouths (see FEI Steward's Manual).

The Steward must use disposable surgical gloves when checking the bit (one -1- pair of gloves per Horse).

Article 8429 Arena and exercise areas

1.1. At Paralympic Games, Regional Games, and FEI Championships the Competition arena has to be checked and approved by the Technical Delegate.

1.2. At all other International Events, the Competition arena has to be checked and approved by the Foreign Judge or the President of the Ground Jury.

2 The arena

2.1. The arena, flat and level, must be sixty (60) meters long and twenty (20) meters wide

(Art 8421.2.2). The difference in elevation across the diagonal or along the length of the arena shall in no case exceed zero point fifty meters (0.50m). The difference in elevation along the short side of the arena shall in no case be more than zero point twenty meters (0.20m). The arena must be predominantly of sand. The measurements above are for the interior of the enclosure, which must be separated from the public by a distance of not less than fifteen (15) meters. For indoor Competitions the minimum distance should in principle be three (3) meters. The enclosure itself should consist of a low fence (rails which must not be solid), about zero point thirty meters (0.30m) high. The width of the entrance must be at least two metres (2m). The part of the fence at A should be easy to remove, to let the Athletes in and out of the arena. The rails of the fence should be such as to prevent the Horse's hooves from entering.

2.2. An arena of forty (40) meters long and twenty (20) meters wide must also be provided for PE Grade Ia, Grade Ib, and Grade II Athletes. If Athletes with visual impairment require larger markers, they have to provide them themselves.

3. The FEI owns the sole right to publicity on the Dressage arena fence for all FEI Championships. For these Events, the OCs may acquire publicity space from the FEI only by previous agreement, except for on the Dressage letters and their holders, where publicity is never allowed.

For all other International Events, OCs are highly encouraged to keep the Dressage arena fence free of publicity and to use extra publicity boards instead as per separately published recommendations from the FEI.

Following application and FEI approval, it may be in black only and must, with the exception of A, leave at least one point five meters (1.5 m) free of publicity on either side of the arena letters. The short side at M, C, H must be completely free of publicity. There must be at least 3 meters free of advertising on either side of B and E. A maximum of forty four (44) meters of publicity on the rails is accordingly permitted. The publicity must be positioned in a regular manner and each long side should reflect the other exactly.

3.1. The height of the sponsor brand/logo should not exceed twenty centimetres (20 cm) and the advertising must be fixed level with the top of the arena fence. Publicity may only be placed on the inside of the arena fence and any requirements in terms of agreements between the FEI and television broadcasters as may be in force, must be respected.

3.2. Any publicity applied on the fence must previously be approved by the Foreign Judge/Foreign Technical Delegate.

In accordance with the above stated positioning of publicity, it is always permissible to place the name and/or logo of the FEI approved Event on the Dressage fence following approval of the FEI/Foreign Judge/Technical Delegate before the Competitions.

For example: CPEDI3* Hartpury.

OCs who violate these Rules will be fined by the FEI as appropriate under these Rules and the FEI GRs and/or may lose the CPEDI status of their Event.

4. The letters outside the enclosure should be placed about zero point fifty meters (0.50 m) from the fence and clearly marked. It is compulsory to place a marker on the fence itself, level with and in addition to the letter concerned. Publicity is not allowed on letters or on letter holders. Letters should also be visible for the public.

5. A marked centre line is not used.

6. When five (5) Judges are used, three (3) Judges must be placed along the short side, on the outside of and a maximum of five meters (5 m), minimum of three meters (3 m) from the arena at outdoor Competitions and preferably a minimum of three meters (3 m) at indoor Competitions; the Judge at C on the prolongation of the centre line, the two (2) others (M and H) two meters fifty (2.50 m) from and on the inside of the prolongation of the long sides. The two (2) Side-Judges (B and E) must be placed on the outside of and a maximum of five meters (5 m), minimum three meters (3 m) from the arena at B and E respectively; at indoor Competitions preferably a minimum of two meters (2 m). When three (3) Judges are used one should sit on the long side.

6.1. A separate hut or platform must be provided for each Judge. It must be raised not less than zero point fifty meters (0.50m) (for Freestyle Tests possibly a little higher) above the ground, in order to give the Judges a good view of the arena. The booth/hut must be large enough to accommodate four (4) persons. Judges' booths must be equipped with side windows. Judges' huts should provide good views of the entire arena.

Whenever possible when judging takes place outside, the Judges' booths/huts should give shelter from extremes of weather, both heat and cold, wind and rain. Doors should have hooks to secure them in both the open and closed positions if required. Heaters or fans should be made available in extremes of temperature. Cars may be used at Competitions below 4*.

7. It is recommended to make a pause of about fifteen (15) minutes after every two (2) hours, to reconstitute the surface of the ground. If there are more than thirty (30) Athletes one (1) of the breaks should be for at least twenty five (25) minutes. The minutes are timed from the finishing time of one (1) Athlete to the start time of the next Athlete. A break of one (1) hour should be allowed for lunch for the Judges.

8. If the Competition is held indoors, the arena should, in principle, be a minimum distance of two meters (2m) from the wall.

9. On no account and under penalty of disqualification, may an Athlete/Horse use the Competition arena at any time other than during his performance in a Competition or during an allocated training session.

Exceptions may be made by the Technical Delegate or the President of the Ground Jury.

10. At least one (1) practice arena of twenty meters by sixty meters (20mx60m) must be placed at the disposal of the Athletes from the time of the opening of the stables. If possible this arena should be of the same consistency as the Competition arena footing. A 20mx60m arena should have the ability to mark out a 20mx40m arena. Arena space should be adequate to accommodate a maximum of eight (8) Athletes in a 20mx60m arena and a maximum of six (6) Athletes in a 20mx40m arena at any one time. Provision must be made for Athletes with visual impairment to train alone. The OC should ensure that all Athletes are given equal training times. If possible these arenas should be of the same consistency as the Competition arena footing.

10.1. Where it is not practically feasible to provide a practice arena of twenty meters by sixty meters (20 mx60 m), it is recommended that the Athletes are permitted to exercise their Horses in the Competition arena. A fixed time schedule setting out the times during which the Competition arena may be used for training purposes should in that case be clearly set out.

11. For Competitions where it is not practical for the Athletes to ride their Horses around the outside of the arena prior to entering the arena, Athletes can be permitted to enter the arena for a period of time before the bell is sounded. The OC together with the President of the Ground Jury or Technical Delegate can decide whether Athletes must leave the arena before commencing their Test, or must start from the inside of the arena.

12. All Athletes with visual impairment may start the Test from within the arena.

13. A Steward must be present at all times to supervise all training/warm-up from the official opening time of the stables.

14. Interruption. In case of any technical failure that will interfere with the Competition, the Judge at C shall ring the bell. It is recommended that in clear cases of external disturbance, the same procedure is applied. During extreme weather conditions or other extreme situations the Judge at C may ring the bell for interruption of the Test. The Technical Delegate/OC may also suggest to the Judge at C to stop the Competition. The affected Athlete should return to complete his Test when conditions so permit.

In the case of an Athlete's music failing during a Freestyle Test and in cases where there is no backup system, the Athlete can, with the permission of the Judge at C, leave the arena. There should be minimum interference with the starting times of the other Athletes. The affected Athlete should return to complete or restart his Test during a scheduled break in the Competition or at the end of the Competition. The Judge at C, after conferring with the Athlete,

will determine when the Athlete should return to the arena. It is up to the Athlete whether to restart the Test from the beginning or to commence from the point where the music failed. In case the marks already given will not be changed. If an Athlete has to restart an ordinary Test, he can choose to start from the beginning of the Test or from where stopped. Any scores given before the interruption remain.

Article 8430 Execution of the Tests

1. The official FEI PE Tests must be carried out entirely from memory, and all movements must follow in the order laid down in the Test; except for those Athletes who may have their Tests commanded and/or called as a compensating aid listed on the FEI Classification Master List. See Article 8430.15 of the PE Dressage Rules.

2. When an Athlete makes an “error of the course” (takes the wrong turn, omits a movement, etc.) the Judge at C warns him, by sounding the bell. The Judge shows him, if necessary, the point at which he must take up the Test again and the next movement to be executed, then leaves him to continue by himself. However, in some cases when, although the Athlete makes an “error of the course”, the sounding of the bell would unnecessarily impede the fluency of the performance - for instance if the Athlete makes a transition from Medium trot to Working trot at E instead of at K, it is up to the Judge at C to decide whether to sound the bell or not. If an Athlete makes an error of course/Test whilst executing a movement which is to be repeated later in the Test, the Judge at C should, in the interests of the Athlete, ring the bell as above and put the Athlete right. Marks will be deducted for the error by each Judge, but the Athlete should remember to ride the correct movement in the repeated section, thus avoiding a second error and an additional penalty Judge. The decision as to whether or not an error of course has been made will be that of the Judge at C. The other Judges’ scores will be adapted accordingly. Communication may be made through the Athlete’s representative.

3. Penalties

3.1. **“Error of Course”**. Every “error of course”, whether the bell is sounded or not, must be penalised, except as noted above.

First error	Two (2) points.
Second error	Four (4) points.
Third error	Elimination.

3.2. **Other Errors**

All of the following are considered errors, and two (2) points will be deducted per error. The error defined below are not cumulative and will not result in Elimination (including for Freestyle tests):

- Entering the space around the arena with boots on the horse’s legs or with discrepancy in dress;
- Entering the Dressage arena with boots on the horse’s legs or with discrepancy in dress: If the test has already started before the discrepancy has been noticed, the Judge at C stops the Athlete and if needed and possible, an assistant may enter the arena to remove the item(s). The Athlete then continues the test, either starting from the beginning (from the inside of the fence) or from the movement where he was stopped. The marks given before he was stopped are not changed;
- Entering the Dressage arena before the sound of the bell;
- Not entering the Dressage arena within sixty (60) seconds after the bell, but within one hundred and twenty (120) seconds;
- For Freestyle tests, entering the Dressage arena after more than twenty (20) seconds of music;
- If the Freestyle test is longer or shorter than stipulated on the test sheet, zero point five percentage points (0.5%) will be deducted from the total artistic score.

4. When an Athlete makes an "error of the Test" he must be penalised. In principle a Athlete is not allowed to repeat a movement of the Test unless the Judge at C decides on an error of course (sounds the bell). If, however, the Athlete has started the execution of a movement and attempts to do the same movement again, the Judges must consider the first movement shown only and at the same time, penalise for an error of course.

5. If the Jury has not noted an error, the Athlete has the benefit of the doubt and will therefore not be penalised for the error.

6. The penalty points are deducted on each Judge's sheet from the total points obtained by the Athlete.

7. In a case of marked lameness the Judge at C informs the Athlete that he is eliminated. There is no appeal against this decision.

8. In a movement which starts or finishes at a given letter in the arena, it should be done at the moment when the Athlete's body is beside or over this letter.

9. Entering the arena

9.1 PE Athletes must enter the arena within sixty (60) seconds after the sound of the bell. In the Freestyle, the Athlete has sixty (60) seconds to signal to start the music.

9.2 On the grounds of safety, Athletes in Grade Ia, Ib, II and Profile 36 (totally blind) may be accompanied around the outside arena by the trainer or his representative before the Test starts. They may be led, but must not be schooled from the ground. This person may stand outside the arena on the field of play during the Test.

In the event that the Horse starts to defecate or urinate, the clock will be stopped until the Horse is ready to continue at which point the clock will be restarted.

10. All Athletes may salute with a nod of their head only. Hats must not be removed at the salute, and contact must be maintained on the reins.

11. In the case of a fall of Horse and/or Athlete, the Athlete will be eliminated.

12.1. A Horse leaving the arena completely, with all four (4) feet and in a wilful manner, causing the Athlete to lose control, will be eliminated. However, if the Athlete directs the Horse to the outside of the arena or the arena is not fully boarded, the Horse is not automatically eliminated. The decision is that of the Judge at C. Mentioned incidence will deduct the marks heavily.

In the case of a Horse being unintentionally directed to leave the arena with all four (4) feet where the boards are continuous, the Steward or other suitable person will remove one or more boards to allow the athlete to re-enter the arena safely.

12.2. Resistance may last no longer than sixty (60) seconds. However, resistance that may endanger Athlete, Horse, Officials or members of the public may result in elimination for safety reasons earlier than within sixty (60) seconds.

12.3. Bleeding: If the Judge at C suspects fresh blood anywhere on the Horse during the Test, he will stop the Horse to check for blood. If the Horse shows fresh blood, it will be Eliminated. The Elimination is final. If the Judge through examination clarifies that the Horse has no fresh blood, the Horse may resume and finish its Test.

If the FEI Steward discovers fresh blood in the Horse's mouth or in the area of the spurs during the equipment check at the end of the Test (Art. 8430.13), he must inform the Judge at C, who will Eliminate the Horse and the Athlete. If there is blood on the Horse, an FEI Veterinarian is to be called to decide if the Horse is fit to continue in following Competition(s) in the Event.

If the Horse is Eliminated pursuant to the above, or if the Horse is injured during the Test and starts bleeding after finishing the Test, it should be examined by an FEI Veterinarian prior to the next Competition to determine if it is fit to continue in the Event the following day(s). The decision of the FEI Veterinarian is not subject to appeal.

13. A Test begins with the entry at A and ends after the salute at the end of the Test, as soon as the Horse moves forward. Any incidents before the beginning or after the end of the Test have no effect on the marks. For the sole purpose of checking the Athlete/Horse for blood or correct equipment, the Test is not considered ended until after the check of the equipment. The Athlete should leave the arena in the way that is prescribed in the text of the Test.

14. Commanders and Callers

14.1. Definitions: Commanders read a Test; callers call out the letters to those Athletes with visual impairment who need this assistance.

14.2. Athletes who wish to have a commander must apply to the PE Head Classifier for permission, clearly stating the reason for the need and providing supporting documentation. Permission to use a commander must be stated on the FEI Classification Master List. Tests may be commanded in English or in the Athlete's own language. The commander is only allowed to read the test and is not allowed to give other instructions or comments.

14.3. Those Athletes, qualified as above, who are also deaf or hearing-impaired may use sign language. This must be stated under the Athlete's details on the FEI Classification Master List.

Radio communication may not be used during the Test. However, the use of headsets is still permitted under the clear condition that it is stated as a compensating aid for the respective athlete on the FEI Classification Master List, and that the Athlete provides a headset with an extra receiver to enable the steward to listen to all communication going from the coach/helper to the Athlete. It is the responsibility of the Athlete that the equipment is fully functional. If this is not the case, the Athlete will not be permitted to use the equipment and must ride the test without.

14.4. Athletes shall have no more than one (1) commander who shall stand in a fixed position outside the arena at E or B, or if this is not possible, stand as directed by the Judge at C.

14.5. The Commander may read each movement once or twice only, from the official printed text version of the Test or extracts there from (without any augmentation).

14.6. All Commanders must be supervised by a Steward, preferably one who speaks the same language.

14.7. Commanders may not carry a whip.

14.8. Callers may only call the name of the letter(s). Only the lead caller (who may also Command where approved as in 14.3) may be in the centre of the arena. All other Callers must be positioned outside the arena, and may move from one marker to another, provided they do not restrict the vision of any of the Judges. There shall be no more than thirteen (13) Callers, but Athletes with visual impairment are encouraged to use as few Callers as possible. The Caller at C may be exchanged for a beacon beeper which is to be provided by the Athlete.

15. Other Outside assistance

15.1. Any other outside assistance or intervention, including coaching by voice, signs etc, may result in elimination, at the discretion of the President of the Ground Jury or the Judge at C.

In cases where an Athlete stops the test and receives outside assistance in order to turn a temporarily unsafe situation back into a safe situation (ie in case of a lost stirrup), each judge should give zero (0) for the particular movement, but allow the Athlete to continue his Test.

However, if the danger seems to be of a more permanent character it shall remain the discretion of the C Judge to eliminate the combination.

15.2. The Athlete's trainer or representative may stand near the Competition arena to relay the Judges' instructions, if necessary.

15.3. For Grade Ia, Ib and II, helpers may be placed in corners outside the arena for safety reasons. In an emergency, they may give physical assistance. Penalties will be at the discretion of the Judge at C, who may eliminate the Athlete either at the time, or at the conclusion of the Test.

15.4. For Grade Ia, Ib and II, if circumstances allow a companion Horse may stand adjacent to the arena.

Article 8431 Time and Technical Failure

1.1. The only Tests to be timed are the Freestyle Tests.

1.2. The Test is timed from the move off after the first halt to the final halt. Entry music is not compulsory, and if used must not start more than twenty (20) seconds before the Athlete enters the arena. An Athlete must enter the arena within twenty (20) seconds of the music starting. The music must cease at the final salute. The halts must be on the centre line, facing the Judge at C.

1.3. In the case of an Athlete’s music failing during a Freestyle Test and in cases where there is no back-up system, the Athlete should immediately leave the arena. There should be minimum interference with the starting times of the other Athletes and the affected Athlete should return to complete or restart his Test during a scheduled break in the Competition or at the end of the Competition. The Judge at C, after conferring with the Athlete, will determine when the Athlete should return to the arena. The Athlete may decide whether to restart the Test from the beginning or to commence from the point where the music failed. In any case the already given marks will not be changed.

Article 8432 Marking

1. All movements, and certain transitions from one (1) to another, which have to be marked by the Judges, are numbered on the Judge’s sheet.

2. They are marked from zero (0) to ten (10) by each Judge, zero (0) being the lowest and ten (10) the highest mark.

3. The scale of marks is as follows: -

- | | |
|------------------------|------------------------|
| 10: Excellent | 4: Insufficient |
| 9: Very good | 3: Fairly bad |
| 8: Good | 2: Bad |
| 7: Fairly good | 1: Very bad |
| 6: Satisfactory | 0: Not executed |
| 5: Sufficient | |

All Half-marks from zero point five (0.5) to nine point five (9.5) may also be used both for movements and collective marks, at the discretion of the Judge.

“Not executed” means that practically nothing of the required movement has been performed.

4. Collective marks are awarded, after the Athlete has finished his performance for:

- 1) Paces.
- 2) Activity.
- 3) Submission.
- 4) Equestrian feel and skill of the Athlete. Accuracy. Each collective mark is awarded from zero (0) to ten (10).
5. Some collective marks, as well as certain difficult movements, can be given a coefficient, which is fixed by the FEI.

Article 8433 Judges' sheets

1. The Judges' sheets have two (2) columns: the first for the Judge's original mark, the second for his corrected score. Any corrected score must be initialled by the Judge having made the correction. Judges' scores must be recorded in ink.
2. There is also a column for the Judge's remarks, where the Judge, as far as possible, should state the reason for his judgment, at least when giving marks of five (5) and below.
3. The above should be done for all other competitions, with a copy to the President of the Ground Jury.
4. All Dressage Tests can be downloaded from the FEI website (www.fei.org).

Article 8434 Calculation of scores and results.

Note: For PE the word 'Classification' applies to the Functional Classification of Athletes and is not applied to scoring and results.

1. After each performance and after each Judge has given his collective marks, which must be done with due consideration, the Judges' sheets pass into the hands of the scorers. The marks are multiplied by the corresponding coefficients, where applicable, and then totalled. Penalty points for errors in the execution of the Test are then deducted on each Judge's sheet.
2. The Total Score is obtained by adding the total points on each of the Judges' sheets. Percentages should also be obtained against the maximum total points available.
3. The Individual Results are calculated as follows:
 - 3.1. In all Competitions the winner is the Athlete having obtained the highest percentage, the second placed Athlete is the one with the next highest percentage and so on.
 - 3.2. In case of equality of percentages for the first three (3) places, the higher collective marks will decide on the better placing. In the case of equality of collective marks for the first three (3) places, and in case of equality of percentages for remaining places, the Athletes are given the same placing.
 - 3.3. In case of equality of percentages in a Freestyle Test for the first three (3) places, the higher artistic marks will decide on the better placing. In the case of equality of marks for the remaining places, the Athletes are given the same placing.
4. The Team results are calculated as follows: In all Team Competitions the winning team is the one having the highest combined percentage scores from the Team and Championship Tests added together of their three best Athletes, the second placed team is the one with the next highest percentage, and so on. In case of equality of percentages, the winning team is the one (1) whose third placed athlete out of the best three (3) has the best result Team & Championship added together.

See also Article 8439.5.2 (Re. Reducing a score of ten (10) penalty percentages per Judge if Athlete is competing in the in the wrong Grade).

Article 8435 Publishing of results

1. After each performance the points awarded by each Judge will be added up by the scorer using a calculator with a printout. (A computer program may be used in addition). The printout is to be stapled to each original score sheet. The provisional scores from each Judge are posted on the score board, (marked as 'Provisional') with the individual and total scores of all the Judges and the percentage score.

All results must be published in percentages with numbers to three (3) places after the decimal point.

2. If an Athlete withdraws prior to a Competition or retires, etc. during the performance of a Test, the words "retired", "withdrawn", "eliminated", "excused" or "no show" must appear after the Athlete's name in the result sheet.

3. The President of the Ground Jury or Judge at C must sign an official results sheet for each class. The sheets can then be released to the Athletes. Prize giving can be held half an hour after the sheets are released.
4. After the announcement of the final results of the Competition and the general total points and percentages, the score awarded by each Judge are published under his own name, communicated to the press and to the FEI (See Article 8433.3 of the PE Dressage Rules).

Article 8436 Prize-Giving

1. It is recommended to do all Prize giving dismounted. This must be communicated to the Chefs d'Equipe at least one (1) hour in advance of the prize giving. Participation in the Prize giving Ceremony of placed Athletes is compulsory. Failure to do so entails losing the placing and prize. Passports will not be returned by the OC until after the final prize giving, and after all bills are paid. Rosettes must be given. See also Article 8454. Dress and Saddlery have to be the same as in the Competition, however, black or white bandages are allowed. Athletes may seek the permission of the Technical Delegate to enter on a Horse other than the one (1) they competed on. All Horses may be led or accompanied by a responsible person walking beside them. Sponsors must also be involved where ever and whenever possible. Hats may not be removed at mounted prize-givings. See also Article 8427.1.3 (removal of hats).
2. At all times when Horses are grouped together – prize giving, Horse inspections etc. - Athletes and/or grooms must act in a responsible way. Carelessness or irresponsible behaviour may result in the giving of a Warning Card. Acts of gross irresponsibility or carelessness resulting in an accident will be reported to the FEI Tribunal for further action if necessary.
3. The OC, in conjunction with the Technical Delegate, will stipulate how many Athletes are to present themselves at the official prize giving.
4. Rosettes, etc. for Athletes not required at a prize-giving can be collected by the Chef d'Equipe at a set time after the prize-giving from a designated person, on production of the score sheet.

CHAPTER III GROUND JURY, APPEAL COMMITTEE, TECHNICAL DELEGATE, CLASSIFIERS, VETERINARY COMMISSION AND VETERINARY DELEGATE, STEWARDS AND ABUSE OF HORSES

Article 8437 Ground Jury

1. All Competitions above CPEDI3* level must have a Jury of five (5) Judges, seated as in Article 8429.6. Competitions at CPEDI3* level and below must have a Jury of three (3) or five (5) Judges. National Competitions, when international Athletes are invited and present, (CPEDN), should if possible have at least three (3) Judges.
2. The marks of all five (5) (respectively three -3-) Judges are taken into consideration for the results.
3. Each Judge must be assisted by a secretary who speaks and writes the same official language.
4. The Judge at C may decide if he wishes to be assisted, in addition to the secretary, by a special assistant, whose task is to follow the progress of the Test, to inform the President of Ground Jury of any "error of the Course" and/or "error of the Test".
5. For Major Championships (as defined in the PE Dressage Rules) and for the Paralympic Games, the Jury must show international representation and the President of Ground Jury and the other members of the Ground Jury must be chosen from the FEI lists of PE 5* or 4* Judges appointed by the PE Committee and approved by the Bureau of the FEI.
6. For CPEDI3*, the President and the other members of the Ground Jury must:
 - be appointed by the NF and the OC, in agreement with the FEI;
 - be an International Jury (see Art. 8437.11).
 - If five (5) Judges are used, three (3) or more must be 4* or 5*, can have one (1) or two (2) 3* Judges.
 - If three (3) Judges are used, two (2) or more must be 4* or 5*, one (1) can be 3* Judge.
7. For CPEDI2*, the President must be chosen from the FEI list of PE Judges (4* or 5*) and the other members of the Ground Jury must be:

chosen from the FEI lists of PE Judges (3*, 4*, or 5*). If a 3* Judge is not being used one (1) Judge may be chosen from that country's list of PE National Judges in a Ground Jury of three (3), two (2) in a Ground Jury of (five) 5.
8. For CPEDI1*, the President must be chosen from the FEI lists of PE Judges (4* or 5*). One to two (1-2) Judges can be 3* or National Judges and can be from the same country;
 - appointed by the NF and the OC, in agreement with the FEI;
 - an International Jury (see Art. 8437.11);
9. A President or a member of a Ground Jury is considered to be a Foreign Judge if he is of different nationality and is domiciled in a different country from that in which the International Event is taking place.
10. A Ground Jury is considered to be international if there is at least two (2) Foreign Judges in a Ground Jury of three (3) members, and there are at least three (3) Foreign Judges in a Ground Jury of five (5) members.
11. Not more than two (2) 3* Judges may be appointed members of the same Ground Jury. If the Ground Jury consists of three (3) Judges, only one (1) 3* Judge is allowed.
12. **Reserve Judge.** One (1) reserve Judge must be appointed for all levels of FEI Championships and Games when seven (7) or five (5) members of the Ground Jury are appointed, in case one (1) of the Judges is unable to attend. The reserve Judge should be present for the FEI World Equestrian Games and Continental Championships, and whenever possible for lower level Championships and Games. Any exceptions to be approved by the FEI.

13. The President or the FEI Foreign Judge must arrive in time for the Horse Inspection.
14. All Judges of a Jury must speak at least one (1) of the official languages and if possible understand the other.
15. At any Event a Judge may not be called upon to judge more than forty (40) Athletes a day.
16. For the division of the Judges into different categories, as well as for the necessary qualifications for each category, see Annex II.
17. Where possible it is preferred that the same Ground Jury should judge each of the separate tests in the Team Competition (all Grades) to ensure consistent results. The same Ground Jury or with changes, may judge the other Competitions.

Article 8438 Technical Delegate

1.1. A Technical Delegate must be appointed for all Competitions. The OC will appoint the Technical Delegate, who must be approved by the FEI. FEI will appoint the Technical Delegate(s) for 4* Events and above

1.2. A list of Technical Delegates qualified to officiate at all levels of Events will be maintained by the FEI. The qualifications for such PE Technical Delegates are as follows: to be a past or present FEI PE/IPEC Dressage Judge or being appointed by the PE Dressage Technical Committee on the grounds of their extensive knowledge of PE and the specific requirements.

At CPEDI1* and CPEDI2* Competitions, the Technical Delegate may also act as the FEI Steward or a Judge providing he meets the minimum criteria defined under Art. 8437.

At CPEDI3* Competitions, the Technical Delegate may also act as a Judge providing he meets the minimum criteria defined under Art.8437.

Article 8439 Classifiers

1. Classification for International Competitions is carried out in line with the IPC Classification Code by a Classification Panel of two (2) FEI PE Classifiers with at least one (1) classifier being from a different NF to the Athlete. For all CPEDI3* and above, two (2) FEI PE Classifiers must be present, and one (1) classifier must be from a foreign NF.

2. Classification for Athletes with visual impairment (Profile 36 and 37) must be carried out by a panel of two (2) International Blind Sports Federation (IBSA) Classifiers.

3. A PE Classifier is a Physiotherapist or Medical Doctor who has met all the requirements to be an accredited FEI PE Classifier.

4. The FEI will approve the Classifiers for all International Competitions except Major Championships (as defined in the PE Dressage Rules) which will be appointed by the FEI. A list of Classifiers qualified to officiate at all levels of Events will be maintained by the FEI.

Article 8440 Appeal Committee

The FEI GRs refer to the Appeal Committee. 3* Judges, 4* Judges, 5* Judges and Retired Judges of any of these categories of PE Dressage Judge, as well as other suitably qualified persons approved by the PE Committee, can be a Member of Appeal Committee.

At CPEDI 1*, 2* and 3* Events no Appeal Committee is required.

Article 8441 Abuse of Horses

The FEI GRs refer to Abuse of Horses.

Article 8442 Veterinary Commission and Veterinary Delegate (see also FEI Veterinary Regulations)

1. The composition of the Veterinary Commission, which is compulsory for all Major Championships (as defined in the PE Dressage Rules) and CPEDIs4*, and the appointment of its President and members must be in accordance with the FEI VRs.

2. At CPEDIs, the presence of a Veterinarian, to be regarded as the Veterinary Delegate appointed by the OC, is required in accordance with the FEI VRs. This Veterinary Delegate should conduct all veterinary examinations, including the 'Trot Up'.

Treating vet: In addition to the Veterinary Delegate, there must be a Treating Veterinarian. This person must be a different person to the Veterinary Delegate.

Article 8443 Stewards

The FEI GRs refer to the Stewards. The Chief Steward is responsible for all the Stewards and for the timing required during training. The Chief Steward will report to the PE Technical Delegate.

At CPEDI 1* and 2* Events the FEI Steward may also act as FEI Technical Delegate provided he meets the criteria defined under Art. 8438 (but cannot thereafter join the Ground Jury).

CHAPTER IV VETERINARY INSPECTIONS AND EXAMINATIONS, MEDICATION CONTROL AND PASSPORTS OF HORSES**Article 8444 Horse Inspections and Examinations**

Horse Inspections and Examinations must be conducted in accordance with the FEI VRs.

Article 8445 Medication Control of Horses

The Medication Control of Horses must be conducted in accordance with the FEI GRs and the FEI VRs.

Article 8446 Passports of Horses

1. Refer to the FEI GRs.
2. All Horses require FEI passports, except for those Horses competing in their country of residence up to and including CPEDI2* and those competing in Competitions below CPEID2*. However, these Horses must be registered with their NF, be identifiable by diagram, and have a valid vaccination certificate.
3. Borrowed Horses, being used as own Horses, must be registered with their NF, be identifiable by diagram, and have a valid Vaccination Certificate.
4. However all NFs and Athletes must comply with import/export regulations and documentation when travelling their Horses abroad.

See also Article 8457 of the PE Dressage Rules.

CHAPTER V WORLD AND CONTINENTAL INDIVIDUAL AND TEAM CHAMPIONSHIPS

Article 8447 Organisation

1. Once in every four (4) years, the World Championships should be allocated in accordance with the priority laid down in the FEI GRs.
2. Twice every four (4) years, the Continental Championships should be allocated, or at least once between each Paralympic Games, and may be held in even or odd years. Regions are encouraged to apply for these Championships.
3. These Championships must be organised so as to conform with the FEI General Regulations and PE Dressage Rules.
4. Each Event should hold an Individual Championship and Freestyle Championship for each of the five (5) Grades, and a Team Championship. The PE Dressage Technical Committee will advise the Tests to be used for each Grade. No Team Competition other than the Team Championship is allowed on the occasion of a Championship, neither is an Athlete allowed to ride more than one Horse in each Competition.
5. These Championships take precedence over all other International Dressage Events, official or not, in choice of dates and sporting interest and value of prize money.

Article 8448 Technical Delegate

A Technical Delegate must be appointed for all Competitions. The FEI will appoint the Technical Delegate(s) for all the Major Championships (as defined in the PE Dressage Rules). The Technical Delegate is in charge outside the actual Competitions. See also Article 8438 of PE Dressage Rules.

Article 8449 Appeal Committee

See Article 8440 of PE Dressage Rules.

Article 8450 Participation

1. After approval by the FEI, the schedules, conditions and invitations are sent to the appropriate NFs for the World Dressage Championship and the Continental Dressage Championship either by the NF of the country where the Championship is to be held or by the OC of the Event.
2. Teams. Each team consists of four Athletes and four (4) Horses, or three (3) Athletes and three (3) Horses. One (1) team member must be classified either Grade Ia, Ib or II. A Team may not include more than two (2) Athletes from any one (1) Grade. In a team composed of four (4) Athletes the three (3) best total scores only count for the team result.
3. Each NF may send one (1) additional individual, as well as a team. The host NF may enter a further three (3) individuals. These extra individuals may not take part in the Team Competition. The above does not apply to the Paralympic Games, which is under the governance of IPC. (See relevant Paralympic Games Qualification Criteria, published separately). Each Athlete may only ride one Horse in any Major Championship (as defined in the PE Dressage Rules).

Article 8451 Qualification

The World and Continental Championships for Seniors are open to all Athletes eligible according to established qualification criteria as published by FEI.

Article 8452 Expenses and Privileges

1. NFs pay their own expenses except as below.
2. OCs may offer to cover the living and accommodation expenses of one (1) groom to each two (2) Horses. Grooms must belong to the official Teams. Any additional grooms are the responsibility of the relevant NF.
3. OCs are responsible for transportation and living expenses of all FEI PE International Officials, which includes the Judges, Classifiers, Members of the Appeal Committee, Technical Delegates and Chief Stewards.

Article 8453 Calculation of scores and results

In accordance with Article 8434 of PE Dressage Rules.

Article 8454 Prizes and Prize Money

- 1.1. The FEI GRs refer to Prizes and Prize Money. The eventual allotment of prizes for the Championships must be set out in the conditions for the Competitions and sent out together with the invitations and schedules for the Championship concerned (Article 8450.1 of PE Dressage Rules).
- 1.2. Rosettes must be given. Rosettes, etc. for Athletes can be collected by the Chef d'Equipe of the relevant NF, at a set time, or given at or before the prize giving ceremony. It is not mandatory, but advisable, to give Prize Money for PE Events. Prizes in kind may be given in lieu of prize money. Passports will not be returned by the OC until after the final prize giving, and after all bills are paid.

Article 8455 Miscellaneous

In all circumstances not covered by existing rules, the Ground Jury, in consultation with the Technical Delegate, being guided by the FEI GRs and the PE Dressage Rules, shall give such decisions as they consider will best produce a fair result.

CHAPTER VI PARALYMPIC GAMES

Special Regulations for Paralympic Games.

Article 8456 Participation

1. All Qualification Criteria and other Requirements are subject to the Rules of the IPC, who have governance of the Games.
2. Paralympic Games Rules include:
 - 2.1. *Teams*. A NF having obtained eligibility and qualification according to Paralympic Games Eligibility and Qualification Criteria, may enter a team composed of a minimum of three (3) and a maximum of four (4) Athletes. The Team Competition consists of the (1st) Team Tests and the Individual Championships Tests, with the percentages of the best three (3) Athletes to count for the Team Competition. Each team must have at least one (1) Athlete in Grade Ia, Ib or II. A Team may not include more than two (2) Athletes from any one (1) Grade.
 - 2.2. *Individuals instead of Teams*. NFs having obtained eligibility and qualification according to Paralympic Games Eligibility and Qualification Criteria to enter individuals in place of a team, or in addition to a team, may enter such individuals with one (1) Horse each. See IPC Paralympic Games Qualification Criteria, which is published on the IPC and FEI websites, and available for downloading.
 - 2.3. No Athlete may ride more than one (1) Horse in any Test at the Paralympic Games. All Athletes, having started their first Test on a certain Horse, (the 'original Horse') may not change from riding that Horse in further Competitions.
 - 2.4. An eligible Horse is one (1) that has been accepted on to the venue and passed all necessary veterinary Tests. See also Article 8422.9 Sharing of Horses.
3. Reserve Horses for the Paralympic Games cannot be brought.

Article 8457 Tests to be ridden

1. Each Grade rides its own Tests.
2. The order of the Tests will be:
 - 2.1. *Team Championship Tests* – all five (5) Grades. (Non-team Athletes must ride the (1st) Team Test as a separate Warm up Test during the training period). No rosettes or prizes will be given for these classes, but Medals will be given for the Team Competition (1st) Team Tests plus Individual Championship Tests.
 - 2.2. *Individual Championship Tests* - all five Grades. (Open to all Athletes). Medals will be given for each Grade.
 - 2.3. *Freestyle Tests* - all five Grades. (Only open to Athletes that are qualified for the Freestyle according to Article 8421.2.6.1). Medals will be given for each Grade.
3. The approximate timing of all classes will be decided by the Technical Delegate in conjunction with IPC and the Competition Manager at least two (2) months before the Games. The order of the Grades will be arranged with the aim of not exceeding forty (40) Tests per day. Where possible, Grade Ia and Grade Ib Athletes should be separated by a class for other Athletes.
4. The Paralympic Games are held under the same technical rules as all other Para-Equestrian Dressage Events, but with seven (7) Judges in total (judging in groups of five -5) , a Technical Delegate, an assistant Technical Delegate, a Chief Steward, an Assistant Chief Steward and three (3) members of the Appeal Committee.

Article 8458 Order of Starting

The Draw for PE events at the Paralympic Games is held in the same manner as the Draw for CPEDI4*.

Article 8459 Schooling of Horses

1. On no account and under penalty of disqualification, may any Horse in Grade IV or Grade III take part in the Paralympic Games, if it has been schooled in the saddle by anyone other than the Athlete concerned after arrival at the Paralympic Games venue. This means, for instance, that a groom mounted in the saddle may walk the Horse on a long, safe rein and that lungeing and verbal assistance from the ground from the trainer or his representative is permitted.

2. *Shared Horses.* For Athletes in Grades Ia, Ib and II Team and Individual Tests where the Horse is ridden by the trainer or his representative, leg-yield and shoulder-in are allowed but no other lateral or advanced movements are permitted if the Horse is shared.

Article 8460 Ground Jury

There shall be seven (7) members of the Ground Jury judging in groups of five (5). This is arranged by the President of the Ground Jury. See also Article 8437 of PE Dressage Rules.

Article 8461 Paralympic Medals

1. Subject to IPC, there are sets of medals for the Team Championships; for each of the five (5) Grades for the Individual Championships; and for each of the five (5) Grades for the Freestyle to Music Championship.

2. **Ties:**

Teams: In the case of equality of percentages the winning team is the one whose lowest classified team Athlete, out of the three (3) counting results in the Individual Championship Test, has the best result in the Individual Championship Test. If still tied the same rule will be applied to the second lowest classified Athlete in the Individual Championship Test. If still tied the same procedure will be applied to the results in the Team Test.

Individual Championship Tests: In case of equality of percentage, the higher collective marks will decide on the better placing. If the collective marks are equal, the collective marks of the Judge at C will be decisive.

Freestyle Tests: In case of equality of percentage, the higher artistic marks shall decide. If still tied the higher marks for harmony shall decide. If still tied the higher marks for choreography shall decide.

ANNEX I CLASSIFICATION

1. Classification minimises the impact of impairment on the outcome of the competition by ensuring that an Athlete's impairment is relevant to their performance on the horse. The FEI Classification Manual outlines in full the Rules for Classification.

1.1. Athletes undergo evaluation for the purpose of Classification to measure their activity limitation resulting from their impairment. As a result of the Classification process, Athletes are placed into one of five (5) Grades: Ia, Ib, II, Grade III or IV. A Grade status is allocated to each Athlete as either:

a) NEW (N): This designation indicates an Athlete who has not undergone all aspects of the classification process in order to obtain a Grade for international competition.

b) REVIEW (R): This designation indicates an Athlete who has undergone classification and has obtained a Grade for international competition, but may require further evaluation according to the Classification Rules of the FEI.

c) CONFIRMED (C): This designation indicates an Athlete who has undergone classification and has obtained a Grade for International Competition, and does not require further evaluation according to the Classification Rules of the FEI.

1.2. An Athlete may only be awarded international classification status following examination by a Classification Panel of two (2) FEI PE Classifiers. At least one (1) classifier must be from a different NF to the Athlete. The evaluations should be carried out by the two (2) Classifiers at the same time and place.

1.3. Classifiers may withhold definitive classification for some Athletes until the Athlete has been observed mounted, in practice and/or during Competition. This is at the discretion of the Classifier(s), and is not an assessment of the Athlete's skill.

1.4. Completed assessment cards shall be sent to the FEI by the Chief Classifier. The FEI will forward the assessments to the nominated Classification Working Group member for approval.

1.5. Once approved, the Athlete's name, Grade, Grade Status and compensating aids will be recorded on the FEI Classification Master List and published on the FEI website.

1.6 All Classification Protests and Appeals shall be dealt with in accordance with the Rules as described in the FEI Classification Manual.

2. Chief Classifier, Classifier and OC Responsibilities in regards to Classification for Athletes at Competitions.

2.1 The Classifiers must be invited to arrive 24 hours before the draw takes place. All Athletes with New or Review Grade status or those with Confirmed status who have been approved for reclassification, must undergo Evaluation before the draw takes place, allowing time for the Classifiers to complete all associated tasks, notify the OC of any changes to Grade status and relevant Officials of any compensating aids to be used.

2.2. Once entries have closed, the OC shall send a list of all entered Athletes, their NF, listed Profile number and Grade entered to the Chief FEI PE Classifier.

2.3 The Chief Classifier for the Competition will access the most up to date version of the FEI Classification Master List from the FEI in order to confirm Athlete details and Grade status. The Chief Classifier will produce a list for the OC of all Athletes requiring evaluation for the purpose of classification and liaise with the OC regarding scheduling.

2.4 The Chief Classifier will prepare a list of the compensating aids allowed for each Athlete and circulate to the OC, Technical Delegate, Chief Steward and Judges.

2.5. The OC is responsible for scheduling all competing Athlete evaluations prior to the start of Competition. At least forty five (45) minutes should be designated for each evaluation. Adequate meal times and breaks for the Classifiers should be scheduled. The Classifiers must be available to observe all Athletes during their first appearance in competition

2.6 Athletes shall be sent the date and time of their scheduled evaluation for the purpose of classification prior to the Event or immediately upon their arrival at the Competition.

2.7. A clean, private and accessible examination room shall be made available for all Classification appointments. The room shall be equipped with a height adjustable examination bed with a pillow, four (4) or five (5) chairs, a table and stool, drinking water and a towel. The area shall be large enough to accommodate the classifiers, the Athlete (who may be in a wheelchair) and the Athlete's representative. A climate controlled space (air conditioned where possible) is recommended with access to a power supply for electronic devices. A lockable area where confidential files and computers can be stored when not in use is also required.

2.8. Signage should be provided for the room and where possible, an appropriate waiting area shall be available nearby.

2.9. The Classifiers shall have access to administration facilities such as photocopying and communications such as start lists, results and other information for officials.

2.10 It is the responsibility of the Athlete's NF to ensure their Athlete arrives for their scheduled evaluation on time with all necessary documentation as requested.

2.11 The Classifiers will communicate the results of Athlete Evaluations to the OC and NF as soon as possible following the completion of the evaluation.

2.12. If an observation assessment is required for the Athlete, the time and place are to be agreed upon by the Athlete, the OC, the Athlete's NF, the Technical Delegate (if required) and the Classifiers.

2.13. A private area, allowing for confidentiality, is to be provided nearby the Competition arena for the Classifiers (including the host NF's own Classifiers who wish to be present) to observe the Athletes in Competition.

2.14. A fee of 40 Euros (or equivalent) can be asked for each FEI Classification completed for "New" Athletes requiring evaluation or "Confirmed" Athletes who have requested a reclassification, competing and non-competing, with all money being paid to the OC. No fee can be asked for Athletes undergoing Review evaluation.

3. Invitation to the Classifiers:

3.1. Classifiers are FEI Officials

3.2. The OC must confirm the invitation well in advance of the Event.

3.3. The invitation must be in writing and state travel arrangements, venue details, and the dates of arrival and departure and Classifier expenses to be paid. Classifiers must be present to observe all Athlete's at their first Competition appearance.

3.4 Arrival and departure dates may need to be negotiated beyond that discussed above dependent on the number of Athletes requiring Evaluation and the number of non-competing Athletes requiring Evaluation for the purpose of International Classification.

3.5 On receiving an invitation, a Classifier is expected to respond without delay to confirm acceptance or otherwise in writing.

3.6. The OCs must undertake to meet all expenses incurred by Classifiers, either by providing the facilities or by paying all their relevant costs. The expenses must cover return travel from the Classifier's home to the Competition venue, accommodation, all transport and subsistence at the venue to a reasonable standard and any other essential expenses

3.7. Accommodation should be provided for the Classifiers with other officials such as Judges and the Technical Delegate(s).

3.8. The OCs will arrange transport from and to the airport, and daily transport between the venue and accommodation as required.

ANNEX II INTERNATIONAL PE DRESSAGE JUDGES

1. Judges are divided into three (3) Categories: PE 3* Judges, PE 4* Judges and PE 5* Judges (see FEI GRs - Judges). The age limit for all Categories is seventy (70) years.
2. The number of 3*, 4* and 5* Judges for different regions will be dependent upon the number of International Events held in the region. It also depends on the availability of National Judges judging to a high enough standard who have attended a PE Judges' Course and consequently been accredited as a PE Judge.
3. The Rules for the appointment of Judges are laid down in Articles 8437 and 8446 of PE Dressage Rules above.
4. The Judges Education Process is defined in the document "Education System for FEI Para Equestrian Dressage Judges" published on www.fei.org.
5. 3*, 4* and 5* Judges may never act as secretaries or assistants to the President or any other member of a Ground Jury at International Dressage Events. 3* Judges may, however, sit in with higher level officiating Judges if they give their permission.
6. Judges, acting at an International Event will be paid as follows by the OC: reimbursement of all transportation costs, full board and lodging. Per Diem for Judges in CPEDI3* and above: EUR 100 per day, as remuneration for miscellaneous costs. This amount is net after relevant taxes being borne by the OC.
7. No Judge may officiate at an Event if his duties will involve a conflict of interest (see FEI GRs). The following persons may not be a member of a Ground Jury at an Event:
 - 7.1. The owners/part-owners and Athletes of Horses taking part in the Event.
 - 7.2. Chefs d'Equipe, Team Officials, regular trainers and employers and employees of Athletes.
NB: 'Regular trainer' means: training a Horse/Athlete for more than three (3) days in the twelve (12) months period prior to an Event or any training during a period of six (6) months before an Event. NB: 'Three Days' means any training on more than three (3) days in the twelve (12) months period. In the immediate six (6) months to an Event no training may occur.
 - 7.3. The relatives of Owners, Athletes, Chefs d'Equipe or Team Officials.
 - 7.4. Persons having a financial or personal interest in a Horse or Athlete taking part in a Competition.
 - 7.5. When accepting invitations to judge, a Judge must declare his interest in any person or Horse competing internationally that he has trained/owned/part-owned or has had a business interest in within the twelve (12) months preceding the Event, thus giving the OC the opportunity to allocate such a Judge to Competitions in which this particular person/Horse will not take part.
Any violations to the Rules will be reported to the PE Dressage Technical Committee for the attention of and action by the FEI Tribunal.
 - 7.6. FEI PE Judges may not officiate at Senior Competitions and also compete internationally on the same continent within the same calendar year. They must declare to the FEI via their NF by 1st January each year whether they wish to judge or compete during that particular year.
8. The FEI shall invite NFs to send him the names of persons qualified to exercise the functions and to fulfil the conditions required of a PE 3* and 4* Judge, together with a complete statement of their qualifications including their backgrounds as Athletes and/or trainers. NFs must ensure that only the names of those persons who meet the requirements are forwarded to the FEI (see FEI GRs - Judges).
9. Refer to Annex for Guidelines for "5*" Judges.

10. FEI PE Judges who have remained inactive for a period of more than three (3) years may be removed by the PE Dressage Technical Committee from the list of FEI PE Dressage Judges. NFs, after notifying the particular Judge(s), must advise the FEI of the names of Judges who have not judged at an International Event or attended an FEI PE Judges' Course for a period of more than three (3) years and request that they be removed from the list of FEI PE Dressage Judges.

11. All PE Dressage Judges have to attend at least one (1) FEI PE Judges' Course every three (3) years. If not, they are liable to be removed from the FEI list by the PE Dressage Technical Committee.

ANNEX III GUIDELINES FOR DRESSAGE COMPETITIONS WITH ALL HORSES BORROWED

International Events or Competitions may be organised with Horses borrowed by the host NF with the approval of the FEI (see Article 8420 of PE Dressage Rules). In such cases, the following conditions apply:

1. The schedule must establish any additional conditions under which the Horses are borrowed and the Competitions are organised. A technical meeting must be organised before the Horse Inspection and draw to brief Chefs d'Equipe, athletes, Horse owners and officials on special conditions concerning both borrowed Horses and the organisation of the Event.

1.1. The OC will make available the necessary number of Horses to allow for a choice of two (2) suitable Horses with good temperaments, trained to the standard required, for each Athlete in each Grade.

2. All Horses must be schooled so as to be capable of competing at the level of Competition intended, or above it, and must have good temperaments.

2.1. When there are not enough Horses available for Athletes to be supplied with the choice of two (2) Horses, there should be enough suitable Horses as above required for the number of Athletes in each Grade plus at least thirty three percent (33%) Horses to Athletes as reserve.

2.2. The draw for the Horses must take place as early as practicable at the latest, however, twenty four (24) hours before the start of the first Competition.

3. The Horse Inspection must take place in front of the Chefs d'Equipe or a representative of the team, as well as the Athletes, the President of the Ground Jury and the President of the Veterinary Commission or the Veterinary Delegate. The Horses must be properly identified.

3.1. The owners of Horses will bring a bridle in accordance with Article 8428 for use on their Horse. The Technical Delegate and the President of the Ground Jury will note the bridles and bits for each Horse. These bridles and bits cannot be changed throughout the whole Event except by agreement with the owner or his representative. The owners should also bring saddles, in case those brought by the Athlete do not fit – refer to the Code of Conduct. All reserve Horses must be inspected. Substitutions may only be made when authorised by the FEI Veterinary Delegate, the Foreign Judge and/or the Technical Delegate. Team Horses may be exchanged within a team. See also Article 8422.9 of PE Dressage Rules (Sharing of Horses).

4. On the day or night before the start of the first Competition, a draw for the starting order will take place in accordance with Article 8425 of PE Dressage Rules.

5. The OC should provide a reasonable number of suitable reserve Horses for each Grade to be used in case any Horse is found to be unsuitable, or unfit to compete by the Veterinary Delegate/Commission after the draw. The reserve Horses must be named at the draw.

5.1. In the cases above, there must be a draw for the reserve Horse. These Horses must have passed the Horse Inspection. Whatever the number of Athletes or Horses involved, there must be an attempt to have more Horses than the Athletes in the draw.

6. In cases where each Athlete draws two (2) or three (3) Horses for a whole Event, at least one (1) hour must be set aside for practice with the Horses, preferably the day before the Event begins. All Athletes will be able to warm up and school their Horses for half an hour before their start time in each Competition (Competitions under paragraph 5 excluded). This must be supervised by the Technical Delegate and/or the FEI Steward.

7. FEI Passports shall not be required, provided that only national Horses take part which can be positively identified with a document accepted by the NF.

ANNEX IV CATEGORIES OF EVENTS { XE "Categories of Events" }

		CPEDI 1*	CPEDI 2*	CPEDI 3*	CPEDI 4* incl Championships and Paralympic Games (5*)
Participation		Minimum 4 NFs invited	Minimum 4 NFs invited	Minimum 6 NFs invited	
Competitions		May have team Competitions	May have team Competitions	Must have team Competitions	Must have team Competitions
Age		Athletes from fourteen (14) years.	Athletes from fourteen (14) years.	Athletes from fourteen (14) years.	Athletes from sixteen (16) years for Major Championships.
Athletes		Athletes living abroad may compete in Events of their host country, with permission from the NF of their host country	Athletes living abroad may compete in Events of their host country, with permission from the NF of their host country	Athletes may only participate under the jurisdiction of the country from which they hold their passport	Athletes may only participate under the jurisdiction of the country from which they hold their passport
Horses		Horses: from six (6) years.	Horses: from six (6) years.	Horses: from six (6) years.	Horses: from six (6) years.
Horse Passports		FEI passport not required if competing in their home country - these Horses must be registered with their NF, be identifiable by diagram and have a valid vaccination certificate.	FEI passport not required if competing in their home country - these Horses must be registered with their NF, be identifiable by diagram and have a valid vaccination certificate.	FEI passport (see also FEI GRs Article 137)	FEI passport (see also FEI GRs Article 137)

		CPEDI 1*	CPEDI 2*	CPEDI 3*	CPEDI 4* incl Championships and Paralympic Games (5*)
Ground Jury		3 or 5 Judges of 3*, 4* or 5 * level, one Foreign Judge out of 3, or two out of 5. Two national judges allowed. Appointed by NF and OC, approved by FEI.	3 or 5 Judges of 3*, 4* or 5 * level, one Foreign Judge out of 3, or two out of 5. One national judge out of three and two out of five allowed. Appointed by NF and OC, approved by FEI.	If five (5) Judges are used, three (3) or more must be 4* or 5*, can have one (1) or two (2) 3* Judges. Three (3) or more have to be Foreign Judges. If three (3) Judges are used, two (2) or more must be 4* or 5*, one (1) can be 3* Judge. Two (2) or more have to be Foreign Judges. Appointed by NF and OC, approved by FEI.	5 Judges of 4* or 5 * level, three Foreign Judges out of 5. Appointed by NF and Organiser, approved by FEI; for Championships and Paralympics appointed by FEI.
Technical Delegate		Appointed by NF and OC, approved by FEI.	Appointed by NF and OC, approved by FEI.	Appointed by NF and OC, approved by FEI.	Appointed by NF and OC, approved by FEI. Appointed by FEI for Championships and Games.

		CPEDI 1*	CPEDI 2*	CPEDI 3*	CPEDI 4* incl Championships and Paralympic Games (5*)
Appeal Committee		Not required	Not required	Not required	3 members Appointed by NF and OC, approved by FEI. Appointed by FEI for Championships and Games.
Chief Steward		Appointed by NF and OC, approved by FEI.	Appointed by NF and OC, approved by FEI.	Appointed by NF and OC, approved by FEI.	Appointed by NF and OC, approved by FEI. Appointed by FEI for Championships and Games.
Classifiers		1 national and 1 FEI Classifier, approved by FEI	1 national and 1 FEI Classifier, approved by FEI	2 FEI Classifiers, approved by FEI	2 FEI Classifiers, appointed by FEI for CPEDI4*. No Classifiers at Paralympic Games.

Ground Jury Appointed by:

FEI = FEI

NF = National Federation;

OC = Organising Committee.

Per Diem for Judges in CPEDI3* and above: EUR 100 per day, as remuneration for miscellaneous costs. This amount is net after relevant taxes being borne by the OC.

ANNEX V DIRECTIVES FOR FEI "5*" JUDGES

"5*" Judges may only be proposed by the Para-Equestrian Committee.

For further criteria, please refer to the Education Plan for Para-Equestrian Dressage Judges

ANNEX VI STABLE SECURITY{ XE "STABLE SECURITY" }

Requirements for CPEDI events, FEI Championships and Games refer to the FEI VRs Article 1023.